



**Rural Development and  
Panchayat Raj Department**

**Policy Note  
Demand No. 42**

N.T.P SUPPLIED BY THE DEPARTMENT  
PRINTED AT GOVERNMENT CENTRAL PRESS, CHENNAI - 600 079.

**Rural Development and  
Panchayat Raj  
2017 - 2018**

**Thiru. S.P. VELUMANI**  
Minister for Municipal Administration,  
Rural Development and Implementation of  
Special Programme

©  
Government of Tamil Nadu  
2017

## TABLE OF CONTENTS

<b>Sl.No.</b>	<b>TITLE</b>	<b>PAGE No.</b>
<b>1</b>	Introduction	1
<b>2</b>	Panchayat Raj	11
<b>3</b>	<b>STATE SCHEMES</b>	
<b>3.1</b>	Chief Minister's Solar Powered Green House Scheme (CMSPGHS)	85
<b>3.2</b>	Tamil Nadu Village Habitations Improvement (THAI) Scheme	90
<b>3.3</b>	Amma Park	95
<b>3.4</b>	Amma Gym	97
<b>3.5</b>	Rural Infrastructure - Roads	98
<b>3.6</b>	Tamil Nadu Rural Roads Improvement Schemes (TNRRIS)	103
<b>3.7</b>	NABARD - RIDF	104
<b>3.8</b>	Comprehensive School Infrastructure Development Scheme (CSIDS)	110

<b>Sl.No.</b>	<b>TITLE</b>	<b>PAGE No.</b>
<b>3.9</b>	Member of Legislative Assembly Constituency Development Scheme(MLACDS)	112
<b>3.10</b>	Self Sufficiency Scheme (SSS)	118
<b>3.11</b>	Muzhu Sugaathaara Thamizhagam - Initiatives of State Government	121
<b>3.12</b>	Renovation of Integrated Sanitary Complexes for Women	123
<b>3.13</b>	Integrated Men Sanitary Complexes	124
<b>3.14</b>	Clean Village Campaign	125
<b>3.15</b>	Strategies adopted by the Government in the coverage of Individual Household Latrines (IHHLs)	126
<b>3.16</b>	Solid Waste Management activities in Rural Areas	131
<b>3.17</b>	Socio Economic Development Programme	137

<b>Sl.No.</b>	<b>TITLE</b>	<b>PAGE No.</b>
<b>4</b>	<b>CENTRAL SCHEMES</b>	
<b>4.1.</b>	Mahatma Gandhi National Rural Employment Guarantee Scheme	140
<b>4.2.</b>	Pradhan Mantri Awaas Yojana (Gramin)	167
<b>4.3.</b>	Member of Parliament Local Area Development Scheme (MPLADS)	169
<b>4.4</b>	Pradhan Mantri Gram Sadak Yojana (PMGSY)	171
<b>4.5.</b>	Swachh Bharat Mission (Gramin)	174
<b>4.6</b>	National Rurban Mission	178
<b>4.7</b>	Saansad Adarsh Gram Yojana (SAGY)	184
<b>4.8</b>	National Bio-gas and Manure Management Programme (NBMMP)	186
<b>5</b>	<b>HUMAN RESOURCE DEVELOPMENT</b>	
<b>5.1.</b>	Gazetted Establishment	189

<b>Sl.No.</b>	<b>TITLE</b>	<b>PAGE No.</b>
<b>5.2.</b>	Engineering Establishment	191
<b>5.3.</b>	Deputation of Senior officers to other Departments	193
<b>5.4.</b>	Non-Gazetted Establishment	194
<b>5.5</b>	Capacity Building	200
<b>6</b>	TAMILNADU CORPORATION FOR DEVELOPMENT OF WOMEN	224
<b>7</b>	TAMILNADU PUDHU VAAZHUVU PROJECT	265
<b>8</b>	INTERNATIONAL FUND FOR AGRICULTURAL DEVELOPMENT (IFAD) ASSISTED POST- TSUNAMI SUSTAINABLE LIVELIHOOD PROGREAMME	296
<b>9</b>	Budget for 2017-18	311
<b>10</b>	<b>CONCLUSION</b>	314

# **1. INTRODUCTION**

**RURAL DEVELOPMENT AND  
PANCHAYAT RAJ DEPARTMENT  
POLICY NOTE  
2017-18**

**Introduction**

**“All our action and plans are for the people. We have no self-interest, only public interest; people’s interest.”**

**Hon’ble Former Chief Minister of Tamil Nadu  
Puratchi Thalaivi Amma Avargal**

The Welfare and development of the people living in rural areas are the driving force which propel this Government in formulating socio-economic policies and designing various Rural Development programs towards fulfilment of these policies. Poverty eradication through creation of sustainable livelihood opportunities and provision of basic infrastructure and services in rural areas are the prime objectives of various Rural Development programmes.

The Chief Minister's Solar Powered Green House Scheme (CMSPGHS) is one of the special initiatives of this Government. This scheme has been designed to address the housing needs of the rural poor as well as to promote green energy. This is a first of its kind scheme in India. From the year 2011-12 to 2015-16, 3 lakh Green houses were constructed at an estimate cost of Rs.5940 crore. Each house is constructed with a plinth area of 300 Sq.ft. and provided with solar lights. The scheme has been extended to another five years from 2016-17.

Rural roads play a crucial role in the socio-economic development of the rural areas. Roads bring multiple socio-economic benefits to the rural areas thereby strengthening the agro-based rural economy. Tamil Nadu has around 1.48 lakh Km length of rural roads. The improvement of the huge network of rural roads is an immense challenge in terms of providing continuous support through regular and timely funding. The omnibus Scheme called Tamil Nadu Rural Roads Improvement Scheme (TNRRIS) introduced during 2015-16



and the Tamil Nadu Rural Road Maintenance policy formulated by this Government seek to address this challenge.

The Tamil Nadu Habitations Improvement (THAI) Scheme was introduced by the Government in the year 2011-12 and implemented with habitation as the basic unit of development. The THAI scheme sought to provide a level playing field to all the Village Panchayats through proportionate distribution of resources. The THAI scheme was implemented over a period of 5 years from 2011-12 to 2015-16 covering all the 79,394 habitations in the state at a cost of Rs. 3680 Crores. Under THAI scheme, minimum basic requirements like water supply, street lights, Roads, Improvements to burial grounds, pathway to burial grounds, additional requirements like Anganwadi centres, Public distribution shops, SHG Buildings, Threshing floor, Play Ground and other needy works were taken up.

Since the basic requirements in all the habitations are fulfilled to a large extent, in 2016-17, the priorities of THAI scheme

were got changed according to the local needs of the rural people. Accordingly, renovation of MI tanks, upgradation of rural roads and provision of basic amenities like water supply, street lights, improvement of internal streets etc. were taken up.

This Government has taken various measures for the effective implementation of Mahatma Gandhi National Rural Employment Guarantee Scheme, thus making Tamil Nadu stand in the forefront of the scheme implementation at the National level. A unique initiative, viz., the introduction of the special Schedule of Rates for the benefit of physically and mentally challenged people has enabled the participation of such people in Mahatma Gandhi National Rural Employment Guarantee Scheme, and for this initiative Government of Tamil Nadu had been lauded and awarded the National Award in the category of 'Social Inclusion' during the year 2012-13.

The engagement of MGNREGS workers as 'Thooimai Kavalars' for the daily collection of domestic waste from the rural households is

another unique initiative of this Government. Compost pits are dug under MGNREGS and the collected waste is segregated into bio-degradable and non bio-degradable waste, which are composted and recycled respectively.

In order to mitigate the ill-effects of environmental degradation, the department continues to enlarge the green cover in the State. Afforestation on a massive scale is being taken up under MGNREGS with the objective of combating global warming, soil erosion and environmental pollution besides preserving biodiversity and ecological balance. These Afforestation activities are taken up both independently under MGNREGS and also in convergence with the Forest Department. Plantation works are taken up on Panchayat / Revenue / Common lands, and on road margins as Avenue Plantation.

This Government is well aware that Sanitation is the bedrock of the well being of the rural people and that sanitation facilities have direct correlation with various socio-economic and health indicators. Therefore the

strong Social Capital available in the form Women Self Help Groups have been actively involved in promoting Sanitation at Village Level. A major push is being given to inter-sectoral convergence approach, whereby the field functionaries of Health, School Education and Social Welfare Departments are now involved in Behavioural Change Communication. These initiatives have contributed in the increase of rural sanitation coverage from 62% to 73% in the last one year.

The innovative model of the State's Solid Waste Management Systems in Rural Areas by engaging "Thooimai Kaavalar" in convergence with MGNREGS has received the Hon'ble Chief Minister's "Best Practices Award for improvement of Quality delivery Systems ensuring Good Governance" on 15.8.2016. This model has earned appreciations at National Level and Government of India has circulated Tamil Nadu Model to other State Governments for replication. These initiatives will usher the State towards the goal of "Muzhu Sugathara Thamizhagam - Munnodi Thamizhagam".

In 1983, TNCDW was established for the empowerment of women through financial intervention which helped women to improve their socio-economic status and implementing important schemes namely Mahalir Thittam (MaThi), Tamil Nadu State Rural Livelihoods Mission (TNSRLM) and Tamil Nadu Urban Livelihoods Mission (TNULM). The TNCDW encourages the women SHGs to be self reliant by inculcating the habit of savings among them, by facilitating access to various trainings and by enabling internal lending and bank credit linkage for commencing economic activities etc.

The TNCDW inculcates the habit of savings among women SHGs in order to prevent them from falling into a debt trap. It also encourages the SHGs to avail bank linkages to start income generation activities to earn their livelihood. The TNSRLM is to bring out all the left out poor particularly widows, destitute and marginalized into the SHG network, establishing and strengthening community institutions, developing social capital, extending financial inclusion, enhancing

capacity of the poor and providing sustainable livelihoods opportunities to them. The TNSRLM is being implemented in 265 blocks in Tamil Nadu in 3 phases.

The Deendayal Antyodaya Yojana - National Urban Livelihood Mission (DAY-NULM) intends to reduce poverty and vulnerability of the urban poor households by enabling them to access gainful self-employment and skilled wage employment opportunities, resulting in an appreciable improvement in their livelihoods on a sustainable basis, through building strong grassroots level institutions of the poor. The scheme is being implemented from the year 2014-15 onwards. DAY-NULM is a centrally sponsored scheme funded by both the Central and the State Governments in the ratio of 60:40.

Tamil Nadu Pudhu Vaazhvu Project, launched in November 2005 is implemented in 4174 Village Panchayats of 120 Backward Blocks in 26 Districts of the State. This World Bank funded Project aims at empowering the women and reducing the poverty in the rural areas of the Project through community driven development approach (CDD). Institution

building of the poor, capacitating them, accessing to financial resources through banks and enhancing the living standards of poor by encouraging livelihood and income generating activities are the main objectives of this project. The participatory identification of poor (PIP) process is a unique feature of PVP, based on that the target people –Poor, Very Poor, Vulnerable and Differently abled are identified and assisted. Under this project, the empowerment and poverty alleviation activities are followed by Community Based Organizations (CBOs) such as Self Help Groups, Village Poverty Reduction Committees, Panchayat Level Federations, Common Livelihood Groups, Common Livelihood Federations and MaKaMai.

The Department of Rural Development and Panchayat Raj will continue to discharge its duty with dedication and commitment to usher Tamil Nadu into an era of peace, prosperity and progress as envisioned by our Hon'ble former Chief Minister of Tamil Nadu Puratchi Thalaivi Amma Avargal.

## **2. PANCHAYAT RAJ**



## **2. PANCHAYAT RAJ**

“In the true democracy of India, the unit is the Village. True democracy has to be worked from below by the people of every village. Village unit as conceived by me is as strong as the strongest. Such a unit can give a good account of itself if it is well organized on a basis of self-sufficiency. If anyone can produce one ideal village, he will have provided a pattern not only to the whole country, but perhaps for the whole world”

***Mahatma Gandhi***

---

Tamil Nadu has a rich tradition of well established Local Self Governance for more than 1000 years. The stone edicts and carvings in Sri Vaikundavasa Perumal Temple of Uthiramerur in Kancheepuram district bear evidence to the well established local self-governance during the Chola imperial period.

From this inscription, it is known that the village had a perfect electoral system and a written constitution prescribing the mode of election. From the inscription which can be dated around 920 AD in the reign of Parantaka Chola, that a perfect electoral system that existed in ancient Tamil Nadu. It was a system of democracy within monarchy where the members of the Village Council were elected through a process of secret ballot called '**Kuda Olai Murai**' and these Councils functioned as self-contained economic and administrative entities.

The system of secret ballot in Chola period is the forerunner for today's electoral system. A huge mud pot (Kudam) was placed at an important location of the village, which served as a ballot box. The voters had to write the name of the desired candidate on the palm leaf (Panai olai) and drop it in the pot. At the end of the process, the leaves were taken out of the pot and counted candidate-wise and whoever got the highest number of votes was selected as the members of the Village Council. It is also interesting to note that eligibility

criteria and norms for disqualification had been prescribed for those who contested for the Village Council.

After Independence, the organization of Panchayats and the powers endowed on them are enshrined in Article 40 in Part-IV of the Constitution of India. The Balwantraji Mehta Committee of Government of India submitted its report in January 1957 and recommended for the democratic decentralization of powers among the various institutions of Panchayat Raj.

Based on this, the Government of Madras enacted Madras Panchayats Act, 1958 and Madras District Development Council Act, 1958 with the following major features:

- i) A two-tier system of Village Panchayats and Panchayat Unions.
- ii) Creation of Panchayat Unions co-terminus with the Community Development Blocks.
- iii) Village Panchayat Presidents to become ex-officio members of the Panchayat Union Councils with the Chairperson of

the Panchayat Union Council directly/indirectly elected.

iv) Entrusting the Panchayat Unions and Village Panchayats with a large number of developmental and welfare functions.

v) Abolition of District Boards.

vi) Creation of District Development Council as an advisory body.

### **2.1. 73<sup>rd</sup> Amendment to the Constitution**

The 73<sup>rd</sup> amendment to the constitution was enacted in 1992 and came into effect from April 1993. Article 243G of the constitution deals with the devolution of powers and functions to the Panchayat Raj Institutions. 29 items were specifically listed out in the XI schedule of the constitution. 74<sup>th</sup> Amendment provided for formation of District Planning Committees. Accordingly, the Government of Tamil Nadu enacted Tamil Nadu Panchayats Act, 1994 (Tamil Nadu Act 21 of 1994) which came into force on 22.4.1994.

## **2.2. Tamil Nadu Panchayats Act, 1994**

The Tamil Nadu Panchayats Act, 1994 brought in a number of changes in the Panchayat Raj structure in Tamil Nadu as detailed below:

- i) Introduction of three tier system at the Village, Block and District level.
- ii) Mandatory conduct of local body elections every five years and conduct of elections before the expiry of the duration of the local body or before the expiry of a period of 6 months from the date of its dissolution.
- iii) Introduction of reservation of seats (i.e. ward members) and offices (i.e. Chairpersons/ Presidents) for Scheduled Castes / Scheduled Tribes in proportion to their population in every Local Body with provision for rotation of the reserved seats and offices.
- iv) Introduction of reservation of total number of seats and offices for women with provision for rotation.

- v) Constitution of a State Election Commission (SEC) as an independent body to conduct elections to both Rural and Urban Local Bodies regularly.
- vi) Establishment of a quinquennial State Finance Commission (SFC) to recommend devolution of resources from the State Government to the Rural and Urban Local Bodies.
- vii) Constitution of a District Planning Committee to consolidate the plans prepared by the rural and urban local bodies in the district with a view to prepare a comprehensive development plan for the district.
- viii) Introduction of the concept of 'Grama Sabha' comprising all registered voters in a Village Panchayat.

### **2.3. Important Rules under Tamil Nadu Panchayats Act, 1994.**

The Government is empowered to make rules on all matters relating to Panchayat Raj Institutions in accordance with the provisions of the Tamil Nadu Panchayats Act, 1994. The

framing of rules enables the authorities to carry out the features specified in Tamil Nadu Panchayats Act, 1994.

### **2.3.1. The Tamil Nadu Panchayats (Quorum and Procedure for the convening and conduct of Meetings of Village Panchayat) Rules 1999:**

The details regarding duration between the meetings of Village Panchayat Council, service of notice of the meeting and agenda, quorum and attendance, passing of resolution, Preparation of minutes and custody of records are explained in this rule.

### **2.3.2. Rules pertaining to conduct of Grama Sabha:**

The Tamil Nadu Grama Sabha (Procedure for convening and conducting of Meeting) Rules, 1998 and the amendment to the said rules issued in 2006 explain detailed procedures and guidelines for conduct of Grama Sabha. The Government Order ensures conduct of Grama Sabha meetings for a minimum of four times in a year i.e., on 26<sup>th</sup> January, 1<sup>st</sup> May, 15<sup>th</sup> August and 2<sup>nd</sup> October.

The details regarding procedure for conduct of Grama Sabha, quorum for the meeting, agenda, monitoring the proceedings of Grama Sabha, attendance register and minutes of the Grama Sabha meetings have been clearly explained in the rules.

### **2.3.3. The Tamil Nadu Panchayats (Election) Rules, 1995:**

These rules exclusively deal with the conduct of direct and indirect election to Rural Local Bodies. Various procedures on appointment of election machinery, preparation and publication of Panchayat electoral roll, notification of election and nomination of candidates, conduct of poll, counting of votes, election of Chairman and Vice-Chairman of District Panchayat and Panchayat Union Councils, election of President and Vice-President of Village Panchayats, election expenses, adjudication of election disputes are detailed in these rules.



#### **2.3.4. The Tamil Nadu Panchayats (Reservation of seats and Rotation of Reserved Seats) Rules, 1995:**

These rules deal with the reservation of seats and offices for the Scheduled Castes, Scheduled Tribes and Women, rotation of reserved seats and offices in the three tier Panchayat Raj Institutions.

#### **2.3.5. The Tamil Nadu Panchayats Building Rules, 1997:**

These rules govern the procedure for grant of approval for the layout and building plan in rural areas. These rules empower the President of the concerned Village Panchayat to approve building plan with plinth area upto 200 square metre in respect of residential buildings and with plinth area upto 100 square metre in respect of commercial buildings. Subsequently, building plan approval limit of local bodies has been enhanced to 4000 square feet in respect of residential buildings and 2000 square feet in respect of commercial buildings by Director of Town and Country Planning. The Panchayat President will give approval for the building plans beyond the mentioned limit and all

layouts only with the prior concurrence of the Director of Town and Country Planning who is the competent authority to give technical clearance.

**2.3.6. Tamil Nadu Village Panchayats (Assessment and collection of Taxes) Rules, 1999:**

The basis of levy of house tax, persons liable to pay house tax, preparation of house tax assessment list, appeal against imposition of house tax, mode of collection of house tax in Village Panchayats are specified in these rules.

**2.3.7. Tamil Nadu Panchayats (Preparation of Plans and Estimates for works and Mode and conditions of contracts) Rules, 2007:**

These rules govern the preparation of plans and estimates, mode and conditions of contracts in respect of works of Village Panchayats, Panchayat Unions and District Panchayats executed from out of the General funds, Centrally sponsored and the State Government funded schemes.

### **2.3.8. Tamil Nadu Panchayats (Regulation of sinking of wells and safety Measures) Rules, 2015:**

These rules have been framed to regulate the sinking of bore wells, tube wells and open wells in Village Panchayats in order to prevent the fatal accidents and death of children. These rules mandate the registration of rig owners and operators and also elaborate all other formalities to be observed to ensure the safety of the public.

### **2.4. State Election Commission**

The Tamil Nadu State Election Commission was established in 1994 as an independent and autonomous constitutional authority to conduct elections to both Urban and Rural Local Bodies in the State. The superintendence, direction and control of the preparation of electoral rolls are also vested with the Tamil Nadu State Election Commission.

The Tamil Nadu State Election Commissioner and other administrative staff are appointed as per the sub-section (3) of

Section 239 of the Tamil Nadu Panchayats Act, 1994. The State Election Commissioner shall hold office for a term of 2 years and shall be eligible for re-appointment for two successive terms subject to the condition that the aggregate total years of service should not exceed 6 years. Further, a person appointed as Tamil Nadu State Election Commissioner shall retire from office if he completes the age of sixtyfive years during the term of his office.

## **2.5. Conduct of Local Body Elections**

In Tamil Nadu, after enactment of Tamil Nadu Panchayats Act in April, 1994, the first ordinary elections were held to all the three tiers of Rural Local Bodies in October, 1996. The second, third and fourth ordinary elections to the Local Bodies were conducted in October, 2001, October 2006 and October 2011 respectively. The State Election Commission issues notification to the seats (i.e. ward members) and offices (i.e. heads) of District Panchayats and Panchayat unions which are held on party basis. Whereas, the elections to the seats and offices of Village Panchayats are held on non-party basis. The following table

details the number of seats and offices in the three tiers of Panchayats for which elections were held during October and November, 2011.

**Table 2.1**

**Number of Seats & Offices in the three tier Panchayat Raj Institutions (PRIs)**

<b>Sl.No.</b>	<b>Details of Posts</b>	<b>Number</b>
1.	Village Panchayat Wards	99,333
2.	Panchayat Union Wards	6,471
3.	District Panchayat Wards	655
4.	Village Panchayat Presidents	12,524
5.	Panchayat Union Chairpersons	385
6.	District Panchayat Chairpersons	31
<b>Total</b>		<b>1,19,399</b>

**2.6. Conversion of Multi Member Wards into Single Member Wards in Village Panchayats**

In Tamil Nadu, though the Panchayat Unions and District Panchayats have single member wards, the Village Panchayats had both single member and multi-member wards and the elections were held on this basis upto the ordinary elections in 2006.

Hence, necessary amendment was made in September, 2011 in Tamil Nadu Panchayats (Fixation of strength of members

and division of Wards) Rules, 1995 so as to bring single member ward system in Village Panchayats – vide G.O. (Ms.) No.63, RD & PR (PR.II) Department, dated 14th September, 2011.

Originally, as per 1991 Census, there were 40,879 multi member wards with 97,458 ward members in the Village Panchayats. After the exercise for conversion of multi member wards into single member wards as per 2001 Census, there are 99,333 Village Panchayat wards in the State.

## **2.7. Reservation and Rotation of Seats and Offices in Rural Local Bodies**

According to Article 243D of the Constitution of India, seats shall be reserved for Scheduled Castes/Scheduled Tribes in every Panchayat and the number of seats reserved shall bear, as nearly as may be, the same proportion to the total number of seats to be filled by direct election in that Panchayat as the population of Scheduled Castes in that Panchayat area or of the Scheduled Tribes in that Panchayat area bears to the total population of that area and such seats may be

allotted by rotation to different constituencies in a Panchayat.

## **2.8 Enhancement of Reservation of Seats and Offices for Women in Rural Local Bodies (50 % Reservation)**

The Tamil Nadu Panchayats Act, 1994 (Tamil Nadu Act 21 of 1994) provided for reservation of one third of total number of the seats and offices for women in Village Panchayats, Panchayat Union Councils and District Panchayats. The Hon'ble Chief Minister considered that it was necessary to increase the percentage of reservation for women from one third of the total number of seats and offices to one half (i.e. 50 Percent) so as to empower the women and facilitate the political participation of women in Local Governance. Accordingly, Government have enhanced reservation for women in Local Bodies from one-third to one-half vide amendment of relevant sections of the Tamil Nadu Panchayats Act, 1994 and Tamil Nadu Panchayats (Reservation of seats and Rotation of Reserved seats) Rules, 1995 vide G.O.No.60 Rural Development and Panchayat Raj (PR 1)

Department dated 23.05.2016. The same will come into effect in the ensuing Local Body Elections.

## **2.9. Village Panchayats**

There are 12,524 Village Panchayats consisting of 79,394 habitations in the State spread across 31 rural Districts. The Village Panchayat is constituted with such number of elected members, with effect from such date as may be specified in the notification of the Inspector of Panchayats. Every Village Panchayat unless dissolved shall continue for 5 years from the date of its first meeting after each ordinary election. The Village Panchayat President is the Executive Authority of the Village Panchayat.

In co-ordination with the Director of Census Operations, the Village Panchayat wise rural population details as per census 2011 for all the 12,524 Village Panchayats in 31 rural Districts were published in August 2014. The data contains total population of Village Panchayat, SC/ST and Women. The same has also been uploaded in [www.tnrd.gov.in](http://www.tnrd.gov.in) also.



**Table 2.2****Details of Village Panchayats on the basis of Population as per 2011 census**

Sl. No.	Population	No. of Village Panchayats
1	500 and below	46
2	501-1,000	833
3	1,001-3,000	6,821
4	3,001-5,000	2,781
5	5,001-10,000	1,753
6	Above 10,000	290
<b>Total</b>		<b>12,524</b>

The District wise details of rural population as per 2011 census are given below:

**Table 2.3****District wise Rural Population Details**

Sl.No.	District	Rural Population	Women	Scheduled Tribe (ST)	% of ST	Scheduled Caste (SC)	% of SC
1	Kancheepuram	18,61,789	9,24,124	29,706	1.60	6,24,458	33.54
2	Thiruvallur	15,85,280	7,90,170	37,708	2.38	5,04,115	31.80
3	Cuddalore	18,00,133	8,91,507	10,082	0.56	6,25,788	34.76
4	Viluppuram	29,12,960	14,45,062	71,289	2.45	9,19,308	31.56
5	Vellore	24,82,556	12,41,612	65,230	2.63	6,05,248	24.38
6	Tiruvannamalai	20,39,049	10,14,486	87,096	4.27	5,02,044	24.62
7	Salem	19,57,105	9,45,014	1,12,334	5.74	3,54,545	18.12
8	Namakkal	10,87,895	5,37,918	55,417	5.09	2,48,100	22.81
9	Dharmapuri	12,90,530	6,24,646	60,609	4.70	2,13,538	16.55
10	Krishnagiri	14,65,743	7,17,175	20,980	1.43	2,20,945	15.07
11	Erode	11,30,722	5,59,797	19,084	1.69	2,16,689	19.16
12	Tiruppur	11,39,466	5,68,772	1,947	0.17	2,63,539	23.13
13	Coimbatore	10,21,359	5,10,409	19,565	1.92	2,13,492	20.90
14	The Nilgiris	3,10,591	1,59,447	22,767	7.33	91,446	29.44
15	Thanjavur	16,67,809	8,46,926	1,465	0.09	3,84,291	23.04
16	Nagapattinam	12,61,288	6,37,194	2,214	0.18	4,60,876	36.54
17	Thiruvarur	10,06,482	5,06,528	939	0.09	3,88,740	38.62
18	Tiruchirappalli	14,71,945	7,39,563	14,519	0.99	3,05,109	20.73
19	Karur	6,68,360	3,36,684	201	0.03	1,59,718	23.90
20	Perambalur	4,68,017	2,34,113	2,136	0.46	1,50,504	32.16
21	Ariyalur	6,71,100	3,37,847	9,946	1.48	1,63,770	24.40
22	Pudukkottai	13,41,111	6,75,896	845	0.06	2,51,552	18.76
23	Madurai	13,00,481	6,44,431	4,896	0.38	2,72,494	20.95

Sl.No.	District	Rural Population	Women	Scheduled Tribe (ST)	% of ST	Scheduled Caste (SC)	% of SC
24	Theni	5,75,394	2,84,527	1,377	0.24	1,43,589	24.95
25	Dindigul	14,57,412	7,25,917	4,580	0.31	3,34,064	22.92
26	Ramanathapuram	10,09,270	5,01,016	526	0.05	2,13,583	21.16
27	Virudhunagar	12,86,543	6,44,603	1,197	0.09	3,15,796	24.55
28	Sivaganga	9,52,610	4,77,215	518	0.05	1,88,454	19.78
29	Tirunelveli	16,45,509	8,32,916	4,099	0.25	3,58,487	21.79
30	Thoothukkudi	9,71,273	4,92,268	1,921	0.20	2,48,752	25.61
31	Kanniyakumari	6,46,441	3,25,257	3,893	0.60	26,546	4.11
	<b>Total</b>	<b>4,04,86,223</b>	<b>2,01,73,040</b>	<b>6,69,086</b>	<b>1.65</b>	<b>99,69,580</b>	<b>24.62</b>

### 2.10.1. District wise rural area details

The total rural area of the State is 1,04,149.61 sq.kms. The district wise rural area details are given below:

**Table 2.4**

### District-wise Area of Village Panchayats

Sl. No.	District	No. of Panchayats	No. of habitations	Average No. of habitations	Rural Area (in Sq. km)	Average Area per Panchayat (in Sq. km)
1	Kancheepuram	633	3,512	6	3,851.45	6.08
2	Thiruvallur	526	3,862	7	2,859.84	5.44
3	Cuddalore	683	2,403	4	2,942.24	4.31
4	Viluppuram	1,099	3,487	3	6,509.43	5.92
5	Vellore	743	6,109	8	4,022.30	5.41
6	Tiruvannamalai	860	4,267	5	4,826.27	5.61
7	Salem	385	5,109	13	4,561.41	11.85
8	Namakkal	322	2,520	8	3,119.43	9.69
9	Dharmapuri	251	2,835	11	4,407.43	17.56
10	Krishnagiri	333	3,983	12	4,965.73	14.91
11	Erode	225	3,199	14	2,626.99	11.68
12	Tiruppur	265	2,455	9	4,545.50	17.15
13	Coimbatore	228	1,200	5	2,534.24	11.12
14	The Nilgiris	35	1,282	37	1,170.39	33.44
15	Thanjavur	589	2,260	4	3,657.67	6.21
16	Nagapattinam	434	2,054	5	2,400.31	5.53
17	Thiruvaur	430	1,704	4	2,322.69	5.40

Sl. No.	District	No. of Panchayats	No. of habitations	Average No. of habitations	Rural Area (in Sq. km)	Average Area per Panchayat (in Sq. km)
18	Tiruchirappalli	404	2,210	5	4,028.00	9.97
19	Karur	157	2,179	14	2,656.25	16.92
20	Perambalur	121	314	3	1,609.54	13.30
21	Ariyalur	201	710	4	1,710.17	8.51
22	Pudukkottai	497	4,062	8	4,433.78	8.92
23	Madurai	420	1,946	5	3,183.18	7.58
24	Theni	130	607	5	1,159.89	8.92
25	Dindigul	306	3,083	10	4,401.34	14.38
26	Ramanathapuram	429	2,306	5	4,116.19	9.59
27	Virudhunagar	450	1,760	4	3,282.08	7.29
28	Sivaganga	445	2,723	6	3,075.90	6.91
29	Tirunelveli	425	2,337	5	4,283.06	10.08
30	Thoothukudi	403	1,761	4	4,260.78	10.57
31	Kanniyakumari	95	1,155	12	626.14	6.59
<b>Total</b>		<b>12,524</b>	<b>79,394</b>	<b>6</b>	<b>1,04,149.61</b>	<b>8.32</b>

## 2.10.2. Income range of Village Panchayats

There are 12,524 Village Panchayats in the State. The annual income range of the Village Panchayats are given below on the basis of income of the year 2016-17:

**Table 2.5**  
**Annual Income range of the Village Panchayats**

Annual Income Range	No. of Panchayats
Rs.8-10 lakh	271
Rs.10-20 lakh	7168
Rs.20-50 lakh	4470
Rs.50 lakh - 1 crore	510
Above Rs.1 crore	105
<b>Total</b>	<b>12524</b>

## **2.11. Grama Sabha**

Grama Sabha is the grass root democratic institution in each Village Panchayat which ensures public participation in planning and implementation, selection of eligible beneficiaries, approval of shelf of projects under various schemes, conduct of social audit and thus establishes transparency and accountability. Grama Sabha shall statutorily be conducted in such a way that the intervening period between two Grama Sabhas shall not exceed a period of 6 months. Quorum for the Grama Sabha based on the population of Village Panchayats has been prescribed by the Government as below:

**Table 2.6**  
**Quorum for Grama Sabha**

<b>Sl. No.</b>	<b>Population of Village Panchayat</b>	<b>Quorum</b>
1	Up to 500	50
2	501-3,000	100
3	3,001-10,000	200
4	Above 10,000	300

Recording of the proceedings through proper registers and keeping of photographic records have been made mandatory for the conduct of Grama Sabha.

The Grama Sabha performs the following functions:

1. Approves the Village Panchayat Development Plan (VPDP).
2. Approves the Village Panchayat budget.
3. Disseminates information about various schemes of Government and also creates awareness on developmental issues.
4. Finalises the list of beneficiaries and approves shelf of projects for various schemes.
5. Reviews the progress of scheme implementation.
6. Approves the Village Panchayat audit report and social audit report of various schemes.
7. Promotes communal and social harmony.

## **2.12. Statutory Functions of the Village Panchayat**

Section 110 of Tamil Nadu Panchayats Act, 1994 mandates that it shall be the duty of the Village Panchayat to undertake the following requirements in rural areas:-

- i) Construction, repair and maintenance of all village roads (other than those classified as Highways and Panchayat Union roads), all bridges, culverts and cause-ways.
- ii) Street lights in built up areas.
- iii) Construction of drains and disposal of drainage.
- iv) Cleaning of streets and improvement of sanitary conditions through Solid Waste Management activities.
- v) Provision of public latrine.
- vi) Provision of burial and cremation grounds.
- vii) Supply of drinking water.
- viii) Maintenance of community assets.
- ix) Sinking and repairing of wells, the excavation, repair and maintenance of ponds
- x) Other duties that the Government may by notification impose.

### **2.12.1. Drinking Water Supply**

Provision of drinking water supply is the basic duty of the Village Panchayat. Hand pumps and Power pumps are the major sources of drinking water supply and OHTs,

GLRs and mini tanks are the major water storage structures in the Village Panchayats. The number of water supply sources in operation in rural areas as on 31.3.2017 are given below:

**Table 2.7**  
**District wise details of Water Supply sources in operation**

Sl. No	District	No. of Hand Pumps	No. of Power Pumps	No. of Mini Power Pumps	No. of CWSS	No. of Panchayats covered with CWSS
1	Kancheepuram	5996	4178	4007	20	69
2	Thiruvallur	4140	3598	2340	9	36
3	Cuddalore	7944	3529	3518	12	60
4	Villupuram	8095	5039	7197	11	78
5	Vellore	7376	6419	10685	20	46
6	Tiruvannamalai	10472	4531	7648	25	240
7	Salem	3142	3967	2860	9	262
8	Namakkal	1320	2736	1084	12	298
9	Dharmapuri	9864	3492	3789	8	66
10	Krishnagiri	6706	3218	2948	18	93
11	Erode	2735	5203	2168	40	192
12	Tiruppur	1390	3464	780	17	265
13	Coimbatore	115	2550	560	9	228
14	The Nilgiris	18	1207	0	1	4
15	Thanjavur	7618	5078	3097	6	90
16	Nagapattinam	24445	2773	1966	12	291
17	Tiruvarur	6294	2734	1714	4	96
18	Tiruchirapalli	9132	4127	5556	25	327
19	Karur	2011	2701	3128	12	92
20	Perambalur	2876	704	894	4	65
21	Ariyalur	837	1434	973	7	168
22	Pudukottai	6601	3802	5211	46	208
23	Madurai	2752	2585	4361	7	182
24	Theni	623	817	1095	24	106
25	Dindigul	1557	4599	3281	32	116
26	Ramanathapuram	690	1216	1248	52	429
27	Virudhunagar	4109	3166	3487	12	153
28	Sivagangai	3586	2925	5455	33	129
29	Tirunelveli	4124	3728	3913	26	388
30	Thoothukudi	7282	2085	2174	22	354
31	Kanniyakumari	85	1206	1473	13	44
<b>Total</b>		<b>153935</b>	<b>98811</b>	<b>98610</b>	<b>548</b>	<b>5175</b>

During 2016-17, 51,895 water supply works were taken up under different schemes such as Tamil Nadu Village Habitations Improvement Scheme (THAI), Infrastructure Gap Filling Fund (IGFF), State Finance Commission Grant (SFC), Central Finance Commission grant (CFC) and from the General Funds of Village Panchayats and Panchayat Unions at the cost of Rs.544.65 crore.

### **2.12.2. Water supply during severe drought:**

In 2016-17, the State faced a very severe drought situation due to the failure of monsoon. During the year, the state received one of the lowest rainfall in the last 140 years. Consequent to the failure of monsoon, rural areas are facing challenges in the drinking water supply management due to drying up of water sources and lowering of water tables. However the department was well prepared to handle the situation and we have tied over the situation by concerted effort through convergence of funds and planned activities.



### **2.12.3. Strategy adopted to handle the situation**

The Department has suggested the following measures to field officials to mitigate the drinking water problem.

- An assessment of all drinking water sources was undertaken in December 2016 and village Panchayat wise contingency plan was prepared to meet the challenges. In total 18,510 works were taken up and being executed.
- Water sources were made into functional by immediate repair on war footing.
- District level coordination and review meeting by District Collector with Rural Development, TWAD and TANGEDCO officials on a weekly basis.
- State Disaster Relief Fund (SDRF) of Rs. 15 crore was utilized for water supply works.
- All the funds at the disposal of local bodies such as 14<sup>th</sup> Central Finance Commission (CFC) grant, State Finance Commission (SFC) grant, District Panchayat/ Panchayat Union/ Village

Panchayat general funds and Infrastructure Gap Filling Fund (IGFF) were utilized only to undertake Water Supply works during the drought season.

- Appointing nodal officers for monitoring the water supply at Village Panchayat level and Zonal Officers at the level of Assistant Director for each Block.
- Water supply grievance redressal cell opened at state level, District level and Block level. The complaints received at this cell have been monitored by District collectors. As on May 2017, 12,461 number of petitions received and disposed with appropriate action.
- Tied and Untied component of MLACDS have been utilized for the water supply works to mitigate the drought.

#### **2.12.4. Online Monitoring of Habitation-wise daily drinking water supply.**

A daily online monitoring system has been developed with the support of National Informatics Centre (NIC) and placed with the District Collectors to monitor the daily water supply status in rural areas

## 2.12.5. Maintenance of Street lights.

Provision and maintenance of Street Lights is one of the basic duties of the Village Panchayats. As on 31.03.2017, there are 27.35 lakh street lights in rural areas of the State are as detailed below:

**Table 2.8**  
**District wise details of Street lights**

Sl. No.	Name of the District	Street Lights						Total
		Tube lights	Mercury Vapour	Sodium Vapour	CFL	Solar	LED light	
1	Kancheepuram	38405	514	12163	23082	1538	40099	115801
2	Thiruvallur	6496	664	4622	83035	1122	39911	135850
3	Cuddalore	32235	596	10150	30461	2001	41494	116937
4	Villupuram	27717	26	6412	36404	1020	62295	133874
5	Vellore	84504	772	4767	9784	2529	58102	160458
6	Tiruvannamalai	47013	883	5792	21110	1485	40742	117025
7	Salem	83419	341	2566	14854	1514	48418	151112
8	Namakkal	34250	96	856	15587	1451	22958	75198
9	Dharmapuri	8887	543	1287	11343	420	26679	49159
10	Krishnagiri	2679	295	864	39470	1235	28900	73443
11	Erode	52174	170	1975	3061	1075	23764	82219
12	Tiruppur	32762	349	1451	3627	1611	23164	62964
13	Coimbatore	30277	370	1828	12389	840	19740	65444
14	The Nilgiris	2945	0	1173	1415	220	6459	12212
15	Thanjavur	79000	1887	6478	46083	1980	33250	168678
16	Nagapattinam	52044	95	1991	29074	1315	28284	112803
17	Tiruvarur	40280	352	792	44403	898	18409	105134
18	Tiruchirappalli	61372	611	3394	5720	1546	38212	110855
19	Karur	23267	182	750	11013	760	13667	49639
20	Perambalur	6404	37	547	9056	105	13670	29819
21	Ariyalur	15245	369	2565	8340	650	9054	36223
22	Pudukottai	44338	205	3200	12200	1910	30086	91939
23	Madurai	34878	110	1261	5786	610	25211	67856
24	Theni	20852	1173	78	1343	616	11708	35770
25	Dindigul	28364	259	646	29551	1369	3051	63240
26	Ramanathapuram	21819	182	1385	38887	633	20505	83411
27	Virudhunagar	65166	511	1700	15699	1574	23366	108016
28	Sivagangai	25667	61	1285	13530	840	15430	56813
29	Tirunelveli	67091	420	3840	1210	1860	43770	118191
30	Tuticorin	58332	88	1435	3926	1500	16862	82143
31	Kanniyakumari	36133	7	1051	11937	506	13655	63289
	<b>Total</b>	<b>1164015</b>	<b>12168</b>	<b>88304</b>	<b>593380</b>	<b>36733</b>	<b>840915</b>	<b>2735515</b>

## **2.13 Cost norms for operation and maintenance towards civic services**

Government have revised the rates and guidelines for operation and maintenance towards civic services vide G.O.157 RD&PR (SGS-3) Department, dated 21.12.2015.

### **(i) Hand pump (Labour charges only):**

Hand pump	Rs.1000 (Labour charges only)
-----------	----------------------------------

### **(ii) Annual maintenance expenditure for both material cost and labour charges for Power pump:**

2 HP motors	Rs.7,500
5 HP motors	Rs.10,000
7.5 HP motors	Rs.12,000

### **(iii) Fixation charges for Street Lights:**

Street Lights/Sodium Vapour Lamps	Rs.50 (fixation charge)
Chokes/Starters/condensers	Rs.25

## **2.14. New Initiatives**

### **2.14.1 Replacement of Street lights with Light Emitting Diode (LED) lights in Village Panchayats:**

As per Section 110 of Tamil Nadu Panchayats Act, 1994 the maintenance of street lights in rural area is one of the statutory duties of Village Panchayats.

A considerable portion of the income of the Village Panchayats is spent towards Electricity consumption charges and maintenance of stree lights. To ensure energy efficiency, durability and effective management, the Government decided to replace all tube lights in the streets of rural areas with LED. The Hon'ble Chief Minister of Tamil Nadu under Rule 110, announced that 17.06 lakhs tube lights would be replaced with LED lights at an estimate cost of Rs.600 Crore. By doing so, Tamil Nadu becomes the first State in the country to have undertaken such a massive programme for replacement of all the tube lights in rural areas with LED lights.

### **2.14.2 Regularization of EB Service Connections.**

For effective management of power consumption, a series of actions were taken at all levels in co-ordination with TANGEDCO. As a part of this initiative, the following three-pronged strategy was adopted.

- a. Regularising and Fixing of EB meters for all service connections.
- b. Delinking of electricity service connections which are not pertaining to Village Panchayat administration.
- c. Termination of all defunct EB connections pertaining to Village Panchayat administration.

Because of this effort, 22,587 service connections were delinked. 713 service connections were given new meters and 12,617 defunct service connections were terminated.

### **2.14.3 Integration of TANGEDCO server with TNRD server.**

In addition, TANGEDCO server has been synchronized with that of TNRD server to

enable sharing of data relating to electricity consumption charges. By this integration of servers, service connection wise real time demand of electricity consumption charges is reflected in TNRD website which simplifies the reconciliation at the Village Panchayat, Block and District level. In future, the application for new connection will be made through TNRD Website which will enable the Department to have a clear monitoring of EB connections.

### **2.15. Sanitation - Ensuring Cleanliness and hygiene in Village Panchayats**

It is mandatory for the Village Panchayat to provide hygienic condition and cleanliness in rural areas. In this connection, following activities are performed by Village Panchayats.

- i) Cleaning of streets and Panchayat roads
- ii) Construction and cleaning of drains and proper disposal of drainage water
- iii) Removal of rubbish heaps and jungle growth
- iv) Maintenance of public toilets
- v) Construction and maintenance of burial and cremation grounds

vi) Filling up of unused wells, insanitary ponds, pools, ditches, pits or hollows.

For maintaining the cleanliness in rural areas, till now 26,622 sanitary workers are engaged which include 16,726 additional sanitary workers who were appointed in 2013. Now, solid waste management activities are undertaken in the Village Panchayats by converging State scheme with Mahatma Gandhi National Rural Employment Guarantee Scheme (MGNREGS). All the Village Panchayats in the State are now engaging 65,988 MGNREGS workers as Thooimai Kavalars under these activities.

### **2.16. Steps taken for the prevention of epidemics**

Panchayat Raj Institutions work in coordination with Health and Family Welfare Department in maintaining cleanliness to prevent the outbreak of epidemics.

To prevent the spread of epidemics in rural areas, the following activities are under taken.



- i) Awareness generation through IEC activities among the public on epidemics by all means of communication and Community Based Organisations (CBOs).
- ii) Periodic cleaning of Over Head Tanks (OHTs) Ground Level Reservoirs (GLRs) and Hand Pump platforms in rural areas with effective chlorination.
- iii) Mass cleaning and disposal of waste.
- iv) Daily monitoring of line list of fever cases reported in both Government and private hospitals by Health and Family Welfare Department and taking appropriate action at the field level.
- v) Regular Co-ordination meeting with Health and Family Welfare and Rural Development officials.
- vi) Panchayat Unions engage Mazdoors depending upon requirement to work under the control of the Block Medical Officers (BMOs) to undertake intensive control and preventive measures.

## **2.17. Discretionary Functions**

Section 111 of Tamil Nadu Panchayats Act, 1994 warrants Village Panchayats to carry out the following requirements, which are deemed to be discretionary functions of the Village Panchayats subject to the limits of its resources:

- i) Planting and preservation of trees
- ii) Lighting of public roads and public places other than built-up areas
- iii) Opening and maintenance of public markets
- iv) Control of fairs and festivals
- v) Opening and maintenance of cart stand and cattle sheds, public slaughter houses and reading rooms.
- vi) Formation and maintenance of play grounds, parks and gyms etc.

## **2.18. Resources**

In the State, among the three tiers of Rural Local Bodies, Village Panchayat is the only body empowered to levy and collect taxes.

The Village Panchayats get revenue from tax, non-tax and grants.

### **2.18.1. Revenue from Tax**

Village Panchayats are entitled to get tax revenue as

- i. House / Property Tax
- ii. Professional Tax
- iii. Advertisement Tax

#### **i) House / Property Tax**

Every building constructed in the rural areas is levied House Tax/Property Tax by the concerned Village Panchayat as per provisions laid down in Section 172 of Tamil Nadu Panchayats Act, 1994 and G.O. Ms.No. 255, RD & PR Dept. dated 13.12.1999. Public buildings and Government educational institutions are exempted from this tax. However Self financing unaided institutions are subjected to levy of Property tax from the year 2008-09 onwards. The District wise house tax and property tax collection are as below:

**Table 2.9**  
**District wise House tax and**  
**Property tax Collection for the year**  
**2016-17**

(Rs. in crore)

Sl.No.	Name of the District	House tax (Rs.)	Property tax from Self Financing Educational Institutions (Rs.)	Total (Rs.)
1	Kancheepuram	35.80	3.16	38.96
2	Thiruvallur	15.50	2.32	17.82
3	Cuddalore	7.79	0.55	8.34
4	Villupuram	6.16	0.47	6.63
5	Vellore	5.40	1.44	6.84
6	Tiruvannamalai	5.81	0.74	6.55
7	Salem	5.84	2.18	8.02
8	Namakkal	3.09	2.09	5.18
9	Dharmapuri	1.90	0.39	2.30
10	Krishnagiri	5.74	0.44	6.18
11	Erode	6.57	1.45	8.02
12	Tiruppur	7.66	0.49	8.15
13	Coimbatore	15.49	1.79	17.28
14	The Nilgiris	2.47	0.11	2.58
15	Thanjavur	8.65	0.72	9.36
16	Nagapattinam	3.04	0.37	3.41
17	Tiruvarur	2.66	0.16	2.83
18	Tiruchirapalli	6.93	1.14	8.07
19	Karur	4.73	0.56	5.29
20	Perambalur	1.88	0.65	2.54
21	Ariyalur	4.25	0.24	4.50
22	Pudukottai	4.59	0.80	5.39
23	Madurai	8.01	0.65	8.66
24	Theni	2.59	0.25	2.84
25	Dindigul	7.93	0.61	8.53
26	Ramanathapuram	5.39	0.30	5.70
27	Virudhunagar	8.23	0.79	9.02
28	Sivagangai	4.46	0.28	4.73
29	Tirunelveli	5.54	0.36	5.90
30	Tuticorin	4.15	0.27	4.42
31	Kanniyakumari	3.23	0.45	3.68
<b>Total</b>		<b>211.48</b>	<b>26.22</b>	<b>237.70</b>

## ii) Professional Tax

The Village Panchayats are empowered to collect professional tax. Section 198B of the Tamil Nadu Panchayats Act, 1994 provides for the levy and collection of professional tax payable by the employees from their salaries or wages and the employer has to deduct the same and remit to the concerned Village Panchayats. Accordingly, during 2016-17, an amount of Rs.104.00 crore was collected.

**Table 2.10**  
**District wise Professional tax Collection**  
**for the year 2016-17**  
**(Rs. in crore)**

Sl.No.	Name of the District	Collection (Rs)
1	Kancheepuram	11.93
2	Thiruvallur	6.55
3	Cuddalore	2.75
4	Villupuram	5.40
5	Vellore	5.85
6	Tiruvannamalai	4.43
7	Salem	3.54
8	Namakkal	2.24
9	Dharmapuri	1.79
10	Krishnagiri	3.34
11	Erode	2.13
12	Tiruppur	1.72
13	Coimbatore	5.57
14	The Nilgiris	0.58
15	Thanjavur	3.18
16	Nagapattinam	2.05
17	Tiruvarur	3.12
18	Tiruchirapalli	3.93
19	Karur	2.03

<b>Sl.No.</b>	<b>Name of the District</b>	<b>Collection (Rs)</b>
20	Perambalur	0.86
21	Ariyalur	2.35
22	Pudukottai	2.55
23	Madurai	2.64
24	Theni	1.69
25	Dindigul	3.42
26	Ramanathapuram	3.62
27	Virudhunagar	5.05
28	Sivagangai	2.60
29	Tirunelveli	3.26
30	Tuticorin	2.56
31	Kanniyakumari	1.27
<b>Total</b>		<b>104.00</b>

### **iii) Advertisement Tax:**

In exercise of the powers conferred by section 172, 220 and 242 of the Tamil Nadu Panchayats Act, 1994 Rural Local Bodies are eligible to levy Advertisement Tax. Tamil Nadu Panchayats (Licensing of Hoardings and Levy and Collection of Advertisement Tax) Rules, 1999, laid rules that the Government by its order shall fix the minimum and maximum rates of annual rent to be collected from the licensees for the erection of hoarding in rural areas. The Executive Authority concerned shall collect the annual rent and credit into the General Fund of the respective rural Local Body.

## **2.18.2. Revenue from Non-Tax**

The Village Panchayats are entitled to get revenue from the following sources as non-tax revenue:

- i) Licensing fee for building plan and layout approval
- ii) Fees and charges on Dangerous and Offensive trades
- iii) Market fee
- iv) Water charges
- v) Fee on cart stand
- vi) Social Forestry auctions
- vii) Fishery rentals
- viii) 2-C patta fee
- ix) Income from markets and fairs
- x) Fee from ferries
- xi) Fines and penalties
- xii) Mines and Minerals seigniorage fee and lease amount

### **i). Licensing fee for layout and building plan approval**

Tamil Nadu Panchayats Building Rules, 1997 prescribes the rules in respect of layout

and building plan approval in respect of rural areas.

Rule 3 of the Tamil Nadu Panchayats Building Rules 1997, provides that the layout plan of a land is to be approved by the Village Panchayat President with the prior concurrence of the Director of Town and Country Planning or his authorized Joint Director or Deputy Director. The application for grant of layout approval by the applicant is to be made to the Village Panchayat President which in turn is transmitted to Director, Town and Country Planning for technical clearance. The Director, Town and Country Planning will issue technical clearance for the layout of sites subject to the fulfilment of conditions by the applicant such as open space reservation, development charges, etc. to the Village Panchayat. After getting the technical clearance from the Director, Town and Country Planning, the President shall grant final approval for the layout of sites.

As per rule 4 of the Tamil Nadu Panchayats Building Rules 1997, Building Plan approval for a site is granted by the Village Panchayat President subject to certain



conditions. Approval of residential buildings with plinth area upto 4,000 sq.ft and commercial buildings plinth area upto 2,000 sq.ft is to be granted by the Village Panchayat President. For more than the above limit, the Village Panchayat will give approval with the prior concurrence of the Director of Town and Country Planning.

The Chennai Metropolitan Area comprises of Chennai District, a part of Thiruvallur and Kancheepuram Districts. The Chennai Metropolitan Development Authority (CMDA) is the authority for technical clearance for the layout and Building Plan in the Chennai Metropolitan Area which covers certain rural areas around Chennai Corporation since 1975.

## **ii) Dangerous & Offensive Trade Licenses Fee**

Dangerous & Offensive Trade licences are issued by the Village Panchayats to those who start new trade which involves dealing with dangerous and offensive substances/material and any such machinery as defined in section 159 of the Tamil Nadu Panchayats Act, 1994 have to apply for the

new license / renewal to the respective Village Panchayats.

Accordingly, licences for 2,47,747 trade units have been given by the Village Panchayats during the year 2016-17 and the license fee collected from such trades is Rs.12.42 crore.

### **iii) Water Charges**

The Village Panchayats are levying water charges to individual house service connections in rural areas. A deposit of Rs.1000/- is collected from the individual by the Village Panchayat to provide water connection. The individual also has to make payment of Rs. 50/- every month as water charges. Accordingly, a sum of Rs.75.49 crore was collected as water charges for the year 2016-17 as detailed below:-

**Table 2.11**  
**District wise water charges Collection**  
**for the year 2016-17**  
**(Rs.in crore)**

<b>Sl.No.</b>	<b>Name of the District</b>	<b>Collection (Rs.)</b>
1	Kancheepuram	2.87
2	Thiruvallur	2.28
3	Cuddalore	1.44
4	Villupuram	0.34
5	Vellore	4.35
6	Tiruvannamalai	2.70
7	Salem	1.98
8	Namakkal	1.68
9	Dharmapuri	0.25
10	Krishnagiri	0.27
11	Erode	1.83
12	Tiruppur	3.62
13	Coimbatore	8.33
14	The Nilgiris	0.14
15	Thanjavur	6.01
16	Nagapattinam	1.04
17	Tiruvarur	2.34
18	Tiruchirapalli	6.01
19	Karur	2.55
20	Perambalur	0.89
21	Ariyalur	1.69
22	Pudukottai	1.23
23	Madurai	1.78
24	Theni	3.38
25	Dindigul	2.39
26	Ramanathapuram	2.00
27	Virudhunagar	3.08
28	Sivagangai	1.94
29	Tirunelveli	2.10
30	Tuticorin	1.26
31	Kanniyakumari	3.72
<b>Total</b>		<b>75.49</b>

### **2.18.3. Grants**

#### **i) State Finance Commission Grant**

The State Finance Commission has been formed in Tamil Nadu regularly once in 5 years as mandated by 73rd Amendment to the Constitution of India and section 198 of the Tamil Nadu Panchayats Act 1994. Major responsibilities of the State Finance Commission are:

1. Distribution of the net proceeds of taxes, duties, tolls and fees leviable by the Government between the State and the Panchayats.
2. Determination of taxes, duties, tolls and fees, which may be assigned to the Panchayats.
3. Grants to the Panchayats from the consolidated fund of the State.
4. Measures needed to improve the financial position of the Panchayats.

As per the provisions of the 73rd Constitutional Amendment, Tamil Nadu was one of the first States to establish the State

Finance Commission vide G.O.Ms.No.350 Finance Department dated 23.04.1994. So far, five State Finance Commissions have been constituted for devolution of funds to the Local Bodies.

### **2.19. First State Finance Commission.**

The first State Finance Commission was constituted for the period from 1997-1998 to 2001-2002. Based on the recommendations of the first State Finance Commission, the Government in G.O.(Ms) No. 225, Finance (Revenue Resources) Department, dated: 2.5.97, ordered the sharing of the State Finance Commission Grant between rural and urban Local Bodies in the ratio of 55:45 and the rural share of 55% was apportioned among the Village Panchayats, Panchayat Unions and District Panchayats in the ratio 45:45:10 respectively.

### **2.20. Second State Finance Commission.**

The Second State Finance Commission was constituted for the period between 2002-2003 and 2006-2007. Based on the recommendations of second SFC, the

Government passed orders vide G.O. (Ms).No 284, Finance (FC IV) Department, dated 12.8.2002 for devolution of funds out of the rural Local Bodies' share to the District Panchayats, Panchayat Unions, and Village Panchayats in the ratio of 8:45:47.

### **2.21. Third State Finance Commission.**

The Third State Finance Commission was commissioned for the period from 2007-2008 to 2011-2012. Based on the recommendations of Third State Finance Commission, the Government of Tamil Nadu ordered Vide G.O. (Ms). No. 199, Finance (FC IV) Department, dated 25.5.2007 that the devolution of funds to the Local Bodies from the State's Own Tax Revenue for the year 2007-08 will be at 9%. The ratio of the shares of rural and urban Local Bodies will continue to be 58:42. Allocation for the rural Local Bodies will be in the ratio of 60:32:8 among Village Panchayats, Panchayat Union and District Panchayats.

### **2.22. Fourth State Finance Commission.**

The Fourth State Finance Commission constituted by the State Government for the

award period 2012 to 2017. The Government had accepted the recommendations of 4<sup>th</sup> State Finance Commission. The following are the major recommendations for which orders were issued by the Government.

- a) Devolution grants to be shared in the ratio of 58:42 between rural and urban Local Bodies.
- b) The rural grant is distributed among Village Panchayats, Block Panchayats and District Panchayats in the ratio of 60:32:8.
- c) Minimum Grant of Rs.5 lakh to each Village Panchayat per year from the year 2013-14.
- d) In respect of Village Panchayats, fund release is based on total population, SC/ST Population as per 2011 census and the area of Village Panchayats in the ratio of 60:20:20. In respect of Panchayat Unions and District Panchayats, the funds are released 100% based on 2011 census population.
- e) Minimum Grant of Rs.30 lakh per year to Panchayat Unions.

### **2.23. Fifth State Finance Commission.**

The Fifth State Finance Commission constituted by the State Government has given its report with the recommendations in the month of December 2016 for the award period between 2017 and 2022. The Government has accepted the recommendations of 5<sup>th</sup> State Finance Commission and accordingly, action taken report on the recommendations of the Fifth State Finance Commission was tabled in the Legislative Assembly on 24<sup>th</sup> March, 2017. The following are the major recommendations for which orders are issued by the Government.

- a) 10% of State's own Tax Revenue will be devolved to Rural and Urban Local Bodies.
- b) Devolution grant will be shared in the ratio of 56:44 between Rural and Urban Local Bodies.
- c) The vertical sharing ratio among three tiers of Rural Local Bodies shall be 8:37:55 for District Panchayats, Panchayat Unions and Village Panchayats.



- d) Minimum lumpsum Grant to the village Panchayats increased from Rs.5 lakh to Rs.7 lakh per year from the year 2017-18.
- e) Minimum Lumpsum Grant to Panchayat Unions increased to Rs.40 Lakhs per annum per Panchayat Union.
- f) Horizontal Distribution of SFC devolution to Rural Local Bodies shall be done on the basis of the following formula:
  - a. Population as per 2011 census : 60%
  - b. Area : 15%
  - c. SC/ST population : 15%
  - d. Per capita consumption  
Expenditure Distance : 10%

A Capital Grant Fund shall be established to replace the infrastructure Gap Filling Fund, which aggregates 20% of the devolution intended for Rural Local Bodies.

- g) Pooled Fund for Deficit Rural Local Bodies is created with the aggregate 10 % of overall devolution intended for Rural Local Bodies.

The Government has provided (Budget estimate) Rs.5159.39 crore as grant to Rural Local Bodies for the year 2017-18.

#### **2.24. Capital Grant Fund (CGF)**

A Capital Grant Fund is established by replacing the existing Infrastructure Gap Filling Fund (IGFF). This fund is created with the aggregate of 20 percent of the overall devolution to Rural Local Bodies. Of this fund, 20 % shall be set apart for taking up projects which are deemed to be of importance at the state level. These works shall be identified and approved by a committee comprising of the Secretary, Rural Development and Panchayat Raj, Director of Rural Development, a representative of the Finance Department and Member secretary, State Planning Commission. The Balance 80% will be distributed district wise, based on the formula adopted for horizontal distribution among District Panchayats. The allocation of these funds project wise shall be decided by the District Planning Committee based on detailed guidelines to be issued by the RD & PR

Department in consultation with Finance and Planning and Development Department.

## **2.25. Pooled Fund for Deficit Rural Local Bodies**

A 10 percent of the overall devolution intended for Rural Local Bodies be credited into a Pooled Fund for deficit RLBs. 40 % of the amount available in this fund, i.e. 4 percent of the overall devolution intended for RLBs, shall be disbursed in the first three years of the award period by the DRD & PR only amongst those Panchayat Unions and Village Panchayats which have been in deficit for at least 3 of the last 5 years.

20% of the fund will be retained by DRD&PR and 20% distributed among the District Collectors based on the horizontal district panchayat wise share. These funds will be utilized by DRD&PR to provide grant to those Village Panchayats and Panchayat Unions who have special problems which can not be addressed under any of the existing transfer mechanism.

20% of the Pooled fund for deficit Rural Local Bodies will be provided to TWAD board to meet the deficit on Combined Water Supply Schemes (CWSS)

## **2.26. Preparation of Village Panchayat Development Plan**

As local self Government, the Village Panchayats are responsible for delivery of basic services to the local citizens and address the vulnerabilities of the poor and marginalised sections.

As per section 240 of Tamil Nadu Panchayats Act, 1994 every Village Panchayat will prepare a development plan for the village Panchayat every year. Participatory planning process is important for ensuring fair, transparent and effective utilization of funds and other resources. Accordingly, the Government of Tamil Nadu have issued detailed guidelines vide G.O (Ms) No.34, Rural Development and Panchayat Raj (PR1) Department, Dated 02.03.2016 for utilization of the Fourteenth Finance Commission Grant through grass root level planning.

## 2.27. Central Finance Commission Grant

The 14<sup>th</sup> Central Finance Commission has recommended Grants-in-aid to the Village Panchayats as Basic Grant and Performance Grant. Out of the total grants-in-aid to Village Panchayats, 90% of the Grant will be the Basic Grant and 10% will be the Performance Grant. The share of Tamil Nadu under the above components to Village Panchayats for the period from 2015-16 to 2019-20 is given below:-

**Table 2.12**  
**Central Finance Commission Grant**  
**(Rs. in crore)**

Grants	2015-16	2016-17	2017-18	2018-19	2019-20	Total (2015-20)
Basic Grant (Rs.)	947.65	1312.19	1516.12	1753.87	2369.86	7899.69
Performance Grant (Rs.)	--	172.12	194.78	221.20	289.64	877.74
<b>Total</b>	<b>947.65</b>	<b>1484.31</b>	<b>1710.90</b>	<b>1975.07</b>	<b>2659.50</b>	<b>8777.43</b>

### **(i) 14<sup>TH</sup> Central Finance Commission Basic Grant**

The Government of India has allocated a sum of Rs. 947.65 crore to rural Local Bodies as 14<sup>th</sup> Central Finance Commission Basic Grant for the year 2015-16. Similarly a sum of Rs. 1312.19 crore has been allocated and sanctioned for the year 2016-17. All the amount as basic grant has been distributed to the Village Panchayats on the basis of population to perform their basic functions such as operation and maintenance of water supply, street lights and sanitation, payment of current consumption charges to TANGEDCO and water charges to TWAD Board. These funds are also dovetailed with State Government Grants to perform the discretionary functions of the Village Panchayats like formation of Amma Park and Gym etc.

### **(ii) 14<sup>th</sup> Central Finance Commission Performance Grant:**

The 14<sup>th</sup> Central Finance Commission has recommended that detailed procedure and operational criteria, including

quantum of incentives to be given for the distribution of performance grant to the Village Panchayats are to be decided by the State Governments concerned, subject to the following eligibility conditions:-

- i) Village Panchayats will have to submit audit report of Village Panchayat accounts that relate to a year not earlier than two years preceding the year in which the Village Panchayats seek to claim the performance grant.
- ii) Village Panchayats will have to show an increase in their own revenues over the preceding year as reflected in the audited accounts.

The guidelines and operational criteria for availing of 14<sup>th</sup> Central Finance Commission Performance Grant by Village Panchayat has been issued in G.O. (Ms) No.55 RD & PR (PRI) Dept dated 5<sup>th</sup> May 2016. Notification has been published in Tamil Nadu Government Gazette extraordinary vide No.117 dated 20.5.2016.

A Village Panchayat should have fulfilled the following two conditions to become eligible to get the performance grant

1. Submission of audit report of the annual accounts of the relevant year and
2. At least 5% increase in the collection of Own Source of Revenue over the previous year as reflected in the audited accounts.

6,482 Village Panchayats in Tamil Nadu were eligible to receive Performance Grant for the year 2015-16. An amount of Rs.172.12 crores was sanctioned and released by the Government of India which in turn was released to the concerned Village Panchayats of various districts.

## **2.28. Pooled Assigned Revenue (PAR)**

The assigned revenues due to rural local bodies from the proceeds of surcharge on stamp duty and entertainment tax are being pooled at the State level for apportioning the same to the Village Panchayats and Panchayat Unions. Accordingly, the Government have sanctioned Rs.666.45 crore as Pooled Assigned



Revenue for the year 2016-17 as detailed below:

- i) Fifty percent (50%) amount of Rs.333.23 crore has been apportioned to the Village Panchayats and the Panchayat Unions in the ratio of 67:33 based on rural population as per 2011 census i.e. Rs.223.26 crore for Village Panchayats and Rs.109.97 crore for the Panchayat Unions respectively as untied amount.
- ii) The balance 50 percent amount Rs.333.22 crore has been earmarked for 'Fund for the Priority Schemes in Rural Areas' for implementing proposed specific development schemes in the rural areas and for Tamil Nadu Village Habitations Improvement Scheme (THAI-II) in the ratio of 50:50.

### **2.29. Scheme Component of Pooled Assigned Revenue (SCPAR)**

The Committee under the chairmanship of Principal Secretary to Government, Rural Development and Panchayat Raj Department is empowered to approve the works to be taken

under the Scheme Component of Pooled Assigned Revenue. A sum of Rs. 166.61 crore has been allocated for the year 2016-17 under this component for the execution of infrastructure works such as construction of Panchayat Union Office Buildings, Bridges, Roads etc.

## **2.30. Infrastructure to Village Panchayats**

### **2.30.1. Office Buildings.**

All the 12,524 Village Panchayats have permanent office buildings and dilapidated buildings are replaced with new buildings. 1481 Panchayat office buildings have been taken with the estimate cost of Rs.128.75 crore under MGNREGS, Scheme component of Pooled Assigned Revenue, Infrastructure Gap Filling Fund and the RGPSA from 2011-12 to 2014-15. Repair and renovation works are also being undertaken periodically from the Local Body / State funds. Accordingly, 6,561 Panchayat Office buildings were renovated at the estimate cost of Rs.64.64 crore from 2011-12 to 2014-15. As on date, all the 12,524 Village Panchayat Service Centres were constructed under MGNREGS and handed over

to Village Poverty Reduction Committee (VPRC) / Panchayat Level Federation (PLF) for running Common Service Centres (CSCs).

### **2.30.2. Computers and Internet facilities**

The grass root democratic unit is also technologically strengthened by providing computers and accessories, thus Village Panchayats not only fulfil its public commitment but also becomes self reliant by creating its own administrative and infrastructure setup.

All the 12,524 Village Panchayats have been provided with the Computer with printer and UPS. The broadband connectivity is also provided to Village Panchayat offices.

### **2.31. Panchayat Union**

At the intermediate level, there are 385 Panchayat Unions (Block Panchayats) in the State. The Panchayat Union, otherwise called as Block Panchayat, is divided into territorial wards for every five thousand population. The Panchayat Union ward members are directly elected from territorial wards and the

Panchayat Union Chairperson is elected indirectly from among ward members.

**Table 2.13**  
**Details of Panchayat Unions based on**  
**Number of Village Panchayats**

Range of Village Panchayats in Panchayat Unions	Number of Panchayat Unions
10 & Less than 10	23
11-20	80
21-30	80
31-40	83
41-50	65
51 and above	54
<b>Total</b>	<b>385</b>

The District wise details of Panchayat Unions, Village Panchayats and area are given as below:

**Table 2.14**  
**District-wise details of Panchayat Unions**

Sl. No.	District	No. of Panchayat Unions	No. of Village Panchayats	Average No. of Panchayats per union	Rural Area (in Sq. km)	Average Area per Panchayat Union (in Sq. km)
1	Kancheepuram	13	633	49	3851.45	296.27
2	Thiruvallur	14	526	38	2859.84	204.27
3	Cuddalore	13	683	53	2942.24	226.33
4	Viluppuram	22	1,099	50	6509.43	295.88
5	Vellore	20	743	37	4022.30	201.12
6	Tiruvannamalai	18	860	48	4826.27	268.13
7	Salem	20	385	19	4561.41	228.07
8	Namakkal	15	322	21	3119.43	207.96
9	Dharmapuri	8	251	31	4407.43	550.93
10	Krishnagiri	10	333	33	4965.73	496.57
11	Erode	14	225	16	2626.99	187.64
12	Tiruppur	13	265	20	4545.50	349.65

Sl. No.	District	No. of Panchayat Unions	No. of Village Panchayats	Average No. of Panchayats per union	Rural Area (in Sq. km)	Average Area per Panchayat Union (in Sq. km)
13	Coimbatore	12	228	19	2534.24	211.19
14	The Nilgiris	4	35	9	1170.39	292.60
15	Thanjavur	14	589	42	3657.67	261.26
16	Nagapattinam	11	434	39	2400.31	218.21
17	Thiruvavur	10	430	43	2322.69	232.27
18	Tiruchirappalli	14	404	29	4028.00	287.71
19	Karur	8	157	20	2656.25	332.03
20	Perambalur	4	121	30	1609.54	402.39
21	Ariyalur	6	201	34	1710.17	285.03
22	Pudukkottai	13	497	38	4433.78	341.06
23	Madurai	13	420	32	3183.18	244.86
24	Theni	8	130	16	1159.89	144.99
25	Dindigul	14	306	22	4401.34	314.38
26	Ramanatha puram	11	429	39	4116.19	374.20
27	Virudhunagar	11	450	41	3282.08	298.37
28	Sivaganga	12	445	37	3075.90	256.33
29	Tirunelveli	19	425	22	4283.06	225.42
30	Thoothukkudi	12	403	34	4260.78	355.07
31	Kanniyakumari	9	95	11	626.14	69.57
<b>Total</b>		<b>385</b>	<b>12,524</b>	<b>33</b>	<b>1,04,149.61</b>	<b>270.52</b>

The Block Development Officer (Block Panchayat) is the Executive Authority of the Panchayat Union. He is assisted by administrative and technical wings. According to section 112 of the Tamil Nadu Panchayats Act, 1994 Panchayat Union Council performs the following important functions:-

1. Construction, repair and maintenance of classified Panchayat Union roads and bridges, culverts and causeways on such roads.

2. Construction and maintenance of Panchayat Union Elementary and Middle Schools.
3. Construction and maintenance of water bodies i.e. Minor irrigation tanks, ponds and ooranies under the control of Panchayat Unions.
4. Taking up of preventive and remedial measures to control any epidemic outbreak.
5. Conducting fairs and festivals classified by the Panchayat Union Council.
6. Opening and Maintenance of Panchayat Union Markets.

As per section 114 of the Tamil Nadu Panchayats Act, 1994 the Government may entrust schemes, programmes and activities to Panchayat Unions for economic development, for execution and implementation.

## **2.32. Finance:**

1. The Panchayat Union Council cannot levy taxes.
2. It can avail non-tax revenues, assigned/shared revenues such as a portion of the pooled assigned revenue, fees and charges, rentals, fines and penalties.
3. The Grants of State Finance Commission which consists of Population Grant and Minimum Lumpsum Grant released to Panchayat Unions. As per Fifth State Finance Commission's recommendation, Minimum Lumpsum Grant is increased to Rs.40 Lakhs per annum per Panchayat Union.

## **2.33. Infrastructure of Panchayat Unions**

### **2.33.1. Office Buildings**

All the 385 Panchayat Unions have permanent office buildings. The aged and dilapidated buildings are reconstructed under Scheme Component of Pooled Assigned Revenue (SCPAR) and 78 Panchayat Union Office Buildings have been built with an

estimated cost of Rs.148.25 crore between the year 2011-12 and 2015-16. During 2016-17, 10 new Panchayat Union Office buildings have been taken up at the cost of Rs.28.35 Crore

### **2.33.2. Computers and Internet Facilities**

All the 385 Panchayat Union Offices have been provided with IT Hardware and internet facility.

### **2.33.3. Block Panchayat Service Centre**

To enable different departments to provide services at Block level and also to help in the online transactions related to development process, 120 Block Panchayat Service Centres have been established under MGNREGS during 2013-14 at an estimated cost of Rs.32.81 crore and 150 Block Panchayat Service Centres during 2014-15 at an estimated cost of Rs.45.28 crore.

### **2.34. Water Source Structures**

Ponds and Ooraries and Minor Irrigation Tanks in rural areas are some of the important assets of rural Local Bodies. The District wise



number of ponds/Ooranies and MI tanks are given below:

**Table 2.15**

**District wise details of Ponds / Ooranies and MI Tanks**

S.No.	District	MI Tanks	Ooranies / Ponds	Total
1	Kancheepuram	1,100	1,240	2,340
2	Tiruvallur	649	2,059	2,708
3	Cuddalore	254	2,304	2,558
4	Villupuram	1,257	3,551	4,808
5	Vellore	633	854	1,487
6	Tiruvannamalai	1,250	2,027	3,277
7	Salem	242	375	617
8	Namakkal	152	422	574
9	Dharmapuri	555	628	1,183
10	Krishnagiri	1,172	1,211	2,383
11	Erode	19	597	616
12	Tiruppur	10	1,434	1,444
13	Coimbatore	9	709	718
14	The Nilgiris	0	225	225
15	Thanjavur	63	3,131	3,194
16	Nagapattinam	0	3,979	3,979
17	Tiruvarur	0	3,602	3,602
18	Tiruchirappalli	1,406	705	2,111
19	Karur	108	388	496
20	Ariyalur	477	1,615	2,092
21	Perambalur	138	753	891
22	Pudukkottai	3,824	1,795	5,619
23	Madurai	1,029	3,233	4,262
24	Theni	26	319	345
25	Dindigul	1,577	1,000	2,577
26	Ramanathapuram	818	2,499	3,317
27	Virudhunagar	300	1,730	2,030
28	Sivagangai	2,776	4,156	6,932
29	Tirunelveli	769	769	1,538
30	Thoothukkudi	397	1,148	1,545
31	Kanniyakumari	599	300	899
<b>Total</b>		<b>21,609</b>	<b>48,758</b>	<b>70,367</b>

### **2.35. District Panchayat**

There are 31 District Panchayats. District Panchayat has been constituted in each District as per section 24 of the Tamil Nadu Panchayats Act, 1994. The ward members are elected directly whereas the Chairperson is indirectly elected from among the ward members.

A Secretary in the cadre of Assistant Director from the Department of Rural Development and Panchayat Raj is appointed in each District Panchayat and is assisted by the supporting staff. The District Panchayat constitute the following Standing Committees to coordinate with the concerned departments:

1. Food and Agriculture
2. Industries and Labour
3. Public Works
4. Education
5. Health and Welfare including Prohibition

The District Panchayat may constitute additional standing committees for such purposes as it deems fit. Each Standing Committee shall elect its own Chairperson from

among its members who are elected members of the District Panchayat. The Chairperson of the District Panchayat shall be the ex-officio member in all the Standing Committees.

### **2.35.1. Functions**

1. Preparation of development plan for the District
2. Compilation of administration reports of Village Panchayats and Panchayat Union Councils in the District and preparation of Annual Report for the District.
3. Planning and review of the schemes of Agriculture and Land Development, Animal Husbandry, Dairy, Poultry, Fisheries and Rural Industries.
4. Planning and review of rural housing programme, in particular, the housing for SCs/STs.
5. Identification of major water supply schemes.

### **2.35.2. Finance**

The District Panchayat has no taxation powers. The State Finance Commission Grant is the main source of revenue. In certain cases, income from their own properties like lands and buildings, constitute the major source of income. 8% of the rural share of Devolution Grant is given to the District Panchayats, which is released on a monthly basis.

### **2.35.3. District Planning Committee**

The institution of District Planning Committee is envisaged in the 74<sup>th</sup> Constitutional Amendment Act 1992. Accordingly, the District Planning Committee has been constituted in all the 31 Districts. District Panchayat Chairperson is the Chairperson and District Collector is the Vice Chairperson of the Committee. MPs, MLAs and the representatives of Local Bodies are appointed as members subject to the norms and ceiling prescribed. The functions of the District Planning Committee are:

1. Collection, Compilation and Updation of information on the natural resources of the district to create a comprehensive database for decentralised planning.
2. Identification of priority needs.
3. Determination of policies, programmes and priorities for development of the district.
4. Consolidating the plans of rural local bodies and urban local bodies for the preparation of district plan. This consolidated plan facilitates the State Planning Commission in the preparation of State Plan.
5. Monitoring and Evaluation of various developmental programmes in the district.
6. Encouraging the participation of Voluntary Organizations in the development process.
7. Advising the State Government in the implementation of State Schemes.
8. Any other function that may be entrusted by the State Government.

In addition to the functions mentioned above, as per the recommendation of the Fifth State Finance Commission, Government by its

order created the Capital Grant Fund with aggregate of 20 percent of the overall devolution to Rural Local Bodies. Of this fund, 80% will be distributed district wise, based on the formula adopted for horizontal distribution among District Panchayats. The allocation of these funds project wise shall be decided by the District Planning Committee based on detailed guidelines to be issued by the RD & PR Department in consultation with Finance and Planning and Development Department.

### **2.36. Infrastructure to District Panchayats**

All the 31 District Panchayats in the State have permanent office buildings and are provided with necessary infrastructure.

### **2.37. Awards**

Various awards have been instituted by the State Government and the Government of India to motivate and felicitate the initiatives and efforts taken by the three tiers of Panchayat Raj Institutions.

### **2.37.1. Panchayat Sashaktikaran Puraskar (PSP) awards**

Panchayat Sashaktikaran Puraskar (PSP) awards have been instituted by the Ministry of Panchayat Raj, Government of India with a view to support, encourage and facilitate the State to devolve more functions, functionaries and finances to the Panchayats and build their capacities.

For the year 2015-16, 6 Village Panchayats, 2 Panchayat Unions and 1 District Panchayat have been awarded an incentive amount. The details of PRIs are as detailed below :-

<b>PSP Award 2015-16 for District Panchayat</b>	
<b>Sl.No</b>	<b>District Panchayat Name</b>
1	Coimbatore

<b>PSP Award 2015-16 for Block Panchayats</b>		
<b>Sl.No</b>	<b>District Name</b>	<b>Block Panchayat</b>
1	Salem	Edappady
2	Thiruvannamalai	Pernnamallur

<b>PSP Award 2015-16 for Village Panchayats.</b>			
<b>Sl.No</b>	<b>District Name</b>	<b>Block Panchayat Name</b>	<b>Village Panchayat Name</b>
1	Cuddalore	Annagramam	Agaram
2	Vellore	Walajah	Thiruparkadal
3	Salem	P.N.Palayam	C.K.HillsVadakku Nadu
4	The Nilgiris	Kotagiri	Kodanad
5	Tiruchirappalli	Manachanallur	Irugalur
6	Karur	Kadavur	Thennilai

### **2.37.2. Rashtriya Gaurav Grama Sabha Puraskar (RGGSP).**

RGGSP has been instituted by the Ministry of Panchayat Raj, Government of India from the year 2012 to encourage and honour the Gram Panchayats for their outstanding performance through effective Grama Sabha.

In the year 2015-16, Emmapoondi Panchayat of Nambiyur Panchayat Union of Erode District have got Rashtriya Gaurav Gram Puraskar award with incentive amount.



### **3. STATE SCHEMES**

### **3. State schemes**

#### **3.1. Chief Minister's Solar Powered Green House Scheme (CMSPGHS)**

The Chief Minister's Solar Powered Green House Scheme (CMSPGHS) was launched during the year 2011-12. It is a flagship scheme of Government of Tamil Nadu, which fulfils the Housing requirement of the rural poor people along with Solar Powered Home Lighting System and thereby promoting green energy and probably a fore runner for 'Housing for all'. Under this free housing scheme, three lakh houses have been constructed at an estimate cost of Rs.5940 crore between 2011-12 and 2015-16.

Nowhere else in the country such a free housing scheme is provided with a plinth area of 300 sq.ft and solar powered lighting. The scheme is predominantly beneficiary oriented and the unit cost provided under the scheme is higher than all other housing schemes and it is the most popular scheme among the people of Tamil Nadu. The scheme is

extended for another five years for the benefit of the poor in rural areas and accordingly another 1 lakh Solar Powered Green houses with unit cost of Rs.2.10 lakh (Rs.1.80 lakh for house construction and Rs.30,000 for Solar Powered Home Lighting System) will be constructed spread over a period of five years with the construction of 20,000 houses every year commencing from the year 2016-17. Besides construction works, the installation of solar home lighting system will also be executed through Rural Development and Panchayat Raj Department.

### **3.1.1. Salient features of the Scheme:**

- Each house shall be built with an area of 300 square feet at an unit cost of Rs. 2.10 lakh fully funded by the State Government.
- Each house has a living room, bed room, kitchen, toilet and verandah along with rain water harvesting structure.
- Each house is provided with 5 solar powered Light Emitting Diode (LED) lights, one each in bed room, living room, kitchen, toilet and verandah. Each

beneficiary is given the option to have an electric connection powered by TNEB, which will be metered.

- The unit cost is Rs.2.10 lakh per house. Out of this, Rs.1.80 lakh shall be allotted for construction and Rs.0.30 Lakh for Solar Powered Lights.
- The Green Houses shall be constructed either in situ (replacing his/her existing dwelling structure) or on the land owned by the beneficiary elsewhere in the Village Panchayat.

### **3.1.2 Convergence with MGNREGS**

- In addition to the unit cost of Rs.2.10 lakh as a convergence measure, each beneficiary shall be paid the notified wage rate under MGNREGS towards utilisation of 90 Person days for the construction of the house.
- Further, a sum of Rs.12,000 is provided to the beneficiary for construction of Individual House Hold Latrine (IHHL) in convergence with Mahatma Gandhi National Rural Employment Guarantee Scheme.

### **3.1.3. Eligibility of the Beneficiaries:**

The beneficiary should:

- Be a poor and resident of the Village Panchayat concerned.
- Own a site of not less than 300 sq.ft. area.
- Have clear patta for the site/house in the name of the head of the family or any other member of the household.
- Should not own any other pucca concrete house in the village or elsewhere.
- Should not have been benefitted under any other housing scheme of the Government.

### **3.1.4. Mode of Selection of Beneficiaries:**

- The beneficiaries will be selected from the poor and priority will be given for the PIP list prepared by PVP, TNSRLM.
- The list will be prioritized depending on their vulnerability and will be subjected to the approval of Grama Sabha.
- While preparing the list of beneficiaries, priority should be given to the following persons, namely differently abled, widows, destitute and deserted women, women headed families, Ex-servicemen and retired

members of the Paramilitary forces, families having severely malnourished children (as identified by ICDS, transgenders, HIV/AIDS/TB affected persons who are certified by the Deputy Director (Health Services) concerned and victims of natural calamities such as fire, flood etc. Priority shall also be given to households having a mentally challenged person in the family.

- Out of the total allocation of 20,000 houses in a year, 29% shall be allotted to Scheduled Castes i.e., 5,800 houses, 1% shall be allotted to Scheduled Tribes i.e., 200 houses and the remaining 70% shall be allotted to others i.e., 14,000 houses.
- 3% of the District-wise allocation is reserved exclusively for differently abled persons.
- The details regarding selection of beneficiaries, allocation of houses, supply of materials and other guidelines regarding the implementation of the scheme are detailed in G.O.(Ms)No.60, RD & PR (SGS-1) Dept, dated 06.06.2017.

### **3.1.5 Achievement under CMSPGHS**

Three lakh Green Houses were constructed at a total cost of Rs.5,940 crore during 2011-12 to 2015-16. In 2016-17, 20,000 Green Houses are being constructed at an estimate cost of Rs.420 crore. During 2017-18 another 20,000 Green Houses will be constructed at an estimate cost of Rs.420 crore.

### **3.2. Tamil Nadu Village Habitations Improvement (THAI) Scheme**

#### **THAI - I**

There are 12,524 Village Panchayats and 79,394 Habitations in Tamil Nadu. However, the number of habitations vary from District to District. Uniform allocation of funds to all the Village Panchayats having varied number of habitations will lead to disparity in development, disproportionate distribution of assets and uneven progress. Hence, to remove the above lacunae, the Government have introduced the Tamil Nadu Habitations Improvement (THAI) Scheme from the year 2011-12 onwards taking habitation as the basic

unit of implementation with an annual allocation of Rs.750 crore from State Fund.

The scheme was implemented in five phases from 2011-12 to 2015-16 with a total allocation of Rs.3,680 Crore. Under THAI scheme, minimum basic requirements like water supply, street lights, Roads, Improvements to burial grounds, pathway to burial grounds, additional requirements like Anganwadi centres, Public distribution shops, SHG Buildings, Threshing floor, Play Ground and other needy works were taken up. Totally 2,31,807 works were taken up and completed. So, Tamil Nadu is the only state focusing on "Habitation" as the unit of development with such innovation.

## **THAI - II**

With the aim of providing / upgrading certain essential infrastructure facilities in rural areas, the THAI Scheme was extended during 2016-17 as THAI- II.



## **1. Scheme Implementation**

THAI II Scheme was implemented with an annual allocation of **Rs.750 Crore** during 2016-17.

The Block is the unit for selection and finalization of works under THAI II Scheme.

## **2. Scheme Components**

As the basic requirements of all the 12,524 Village Panchayats have been fulfilled to the maximum extent in THAI scheme, THAI II Scheme focused on the following works during 2016-17.

1. Improvements and Modernisation of Minor Irrigation Tanks
2. Basic Infrastructure Amenities and Roads

### **2.1 Improvements and Modernisation of Minor Irrigation Tanks**

The Hon'ble Chief Minister made an announcement under Rule 110 on the floor of Legislative Assembly that 1,200 Minor Irrigation Tanks shall be improved / modernised with an allocation of Rs.300 crore under THAI II Scheme.

The main objective of the programme is to ensure comprehensive rehabilitation of Minor Irrigation Tanks which are under the control of Panchayat Union so as to restore the tanks to their full capacity, increase ground water recharge, prevent surplus runoff and breaches in the water bodies and also to regulate the storage of water for drinking and agricultural purposes, to achieve the goal of uninterrupted drinking water supply and increased crop productivity with area irrigated. The long pending demand of the rural agricultural people will be fulfilled by implementation of this scheme.

During 2016-17, 1200 Minor Irrigation Tanks are taken up for improvement by Clearing the heavy Jungles, Desilting / Deepening the tank using machinery, Repair or Reconstruction of sluice (s) and surplus weirs, restoring the bund to its original cross section, Provision for bund protective works, etc.,

## **2.2 Basic Infrastructure Amenities and Roads:**

THAI II Scheme concentrates its focus on the critical gaps identified in providing basic

infrastructures especially in tribal habitations, SC habitations, SC colonies and certain major habitations and also the new habitations developed due to interventions in terms of Housing Schemes. The priorities are water supply, street lights, streets and lane improvement, improvements to burial ground and pathway to burial ground. Special focus is given to roads i.e Upgradation of the Non-BT roads to BT standards, Strengthening of Existing damaged roads, Maintenance of Existing damaged BT roads which require renewal.

### **3. Scheme Implementation during 2016-17**

- THAI II Scheme has been implemented in all the Village Panchayats with an annual allocation of Rs.750 crore.
- 1,200 MI Tanks have been taken up for improvement / rehabilitation with an estimate cost of Rs.300 crore.
- 7,282 Basic Amenities such as water supply, street lights, street/lanes improvement, improvements/pathway to

burial ground are taken up with a cost of Rs.150 crore.

- 1,369 Roads are taken up for upgradation, strengthening and renewal with an estimate cost of Rs.300 crore.

### **3.3. Amma Parks**

One of the discretionary duties of Village Panchayats is to provide necessary facilities for the establishment of play grounds, parks, sports clubs and centre of physical exercise for the welfare of the people in rural areas.

As a welfare measure, 500 Amma Parks are taken up in rural areas during the financial year 2016-17 at a cost of Rs.100 crore at the rate of Rs.20 lakhs per park in order to provide recreational infrastructure facilities in rural areas on par with urban areas.

#### **1. Identification of Amma Parks and Components of Amma Parks**

'Amma Parks' are taken up in the midst of the habitations in the village Panchayats which have an annual income of Rs.20 lakhs and receiving Rs.20 lakhs and above under 14th Finance Commission and which has about

15,000 to 20,000 sq.ft. land or if OSR (Open Space Reserved) lands handed over to the village panchayats.

The Amma Parks proposed in the Village Panchayats adjacent to sub urban / semi urban areas are developed with facilities for youth, women and children along with play materials for children.

**The facilities available in Amma Park are:**

- a. Foot path in Cement Concrete or Paver block.
- b. Lighting arrangements with LED bulbs.
- c. Cement / Granite topped benches (or) stainless steel benches.
- d. Toilet for women, children and elderly people.
- e. Water facilities for drinking, garden maintenance and toilet
- f. Children play area with play materials.
- g. Welcome Arches with Creepers (Steel) and exit.

- h. Compound wall with safety grill provision or with precast materials.
- i. Information boards and instruction boards shall be erected at appropriate locations with proper captions.
- j. Pebble walk and provision for "8" shaped pebble surface may be provided wherever required.

### **3.4. Amma Gym**

Section - 111 of the Tamil Nadu Panchayat Act - 1994 entrusts to provide necessary facilities for the establishment of playgrounds, parks, sports clubs and centre of physical exercise for the welfare of the people in rural areas as one of the Discretionary Duties of the Village Panchayat. Based on this, 500 Amma Gyms are taken up at the rate of Rs 10 lakh per Gym in an area of 1161 sq.ft in rural areas during 2016-17 at an estimate cost of Rs.50 crore in order to enhance the physical fitness and mental strength of the rural youth.

#### **Advantages of Amma Gym**

- It helps the rural youth to do physical exercise and keep their body fit.

- Increases the health consciousness among rural people.
- Enhances the mental strength and team spirit of the youth.
- Prepares the youth for sports and games.

Amma Gyms are established within the Amma Parks and maintained by village panchayats.

### **3.5. Rural Infrastructure – Roads**

The connectivity and status of the rural roads is an indicator of the living standard of the rural people. The improvement of rural roads is one of the main objectives of Rural Development Department. The objective of the Government is to maintain the vast rural road network in Tamil Nadu in a serviceable condition through optimised funding for maintenance of the existing roads and formation of new roads.

The Department has a core-prioritisation, within the overall rural road network, of providing connectivity to unconnected habitations, improvement of bus plying roads,

important link roads connecting market places and educational and health services.

The approach of this Department is well defined by the measures taken in the last 6 years towards the improvement of the Village Panchayat and Panchayat Union Roads:

- **During 2011-12,** the Department undertook updation of the details of the Village Panchayat and Panchayat Union roads. Road code was assigned to each road and the complete list of all the Village Panchayat and Panchayat Union roads were uploaded in the [www.tnrd.gov.in](http://www.tnrd.gov.in) website.
- **During 2012-13, 2013-14 and 2014-15,** the Department rolled out a comprehensive plan for the upgradation of Non-BT roads to BT roads and thus ensured improvement of core-priority roads on a project mode.
- **During 2015-16,** an omnibus scheme called Tamil Nadu Rural Roads Improvements Scheme (TNRRIS) was introduced to bring about flexibility and



optimization in the funding of various types of roads.

- **During 2016-17**, a comprehensive operational guideline for maintenance of Village Panchayat and Panchayat Union roads has been formulated so as to enable strategic planning and implementation of road works.

### **Rural Road Network**

The updated details of Village Panchayat and Panchayat Union Roads as of March 2017 are as given below:

**Table 3.1  
Village Panchayat and Panchayat Union  
Roads**

Sl.No	Type of Surface	Village Panchayat Roads	Panchayat Union Roads	Total
		Length in 'Km'		
1	Black topped	67,900	29,195	97,095
2	Cement concrete	2,942	304	3,246
3	Double layer WBM	2,356	355	2,711
4	Single Layer WBM	6,742	435	7,177
5	Gravel	6,024	278	6,302
6	Earthen	31,110	1,131	32,241
	<b>Total</b>	<b>1,17,074</b>	<b>31,698</b>	<b>1,48,772</b>

The Village Panchayats and Panchayat Unions have the onus of maintaining the Village Panchayat and Panchayat Union roads. This Government has been continuously supporting the development of the burgeoning rural road network through state and central schemes.

The Government have approved Rural roads maintenance policy for which Rs.200 crore has been allocated for maintenance of Rural roads vide G.O.(Ms).No.117, Rural Development & Panchayat Raj (CGS-II) Department, dated: 3.9.2015. The Government have approved the operational guidelines for the implementation of Rural roads maintenance policy vide G.O.(Ms).No.140, Rural Development & Panchayat Raj (CGS-II) Department, dated:24.11.2016.

In the last 6 years, the black topped roads have increased from 62,999 Km to 97,095 Km. This is an increase of more than 50%.

Despite a substantial allocation in the budget and continuous efforts in rural road sector, there is a constant increase in the

formation of kutchra roads, which is evident from the fact that in 2011, the length of earthen road was only 12,731 Kms which has increased almost 2 ½ times to 32,241 Kms.

In this background, the Department proposes to introduce certain measures in the overall planning for the improvement of Village Panchayat and Panchayat Union roads,

- i. At the Block level, all the Village Panchayat and Panchayat Union roads would be categorised based on various utility factors.
- ii. A Block level annual road budgeting would be initiated to layout a timeline for improvement and maintenance for every financial year.
- iii. The routine maintenance of existing roads would be implemented on the lines indicated in the Tamil Nadu Rural Roads Maintenance Policy and operational guidelines therein.
- iv. The improvement of new roads would be taken up judiciously based on the categorization of the roads.

- v. The improvement of earthen roads to all-weather roads using alternate technologies will be promoted so as to have an environment friendly and cost effective all-weather roads.

### **3.6 Tamil Nadu Rural Roads Improvement Scheme (TNRRIS)**

The Tamil Nadu Rural Roads Improvement Scheme (TNRRIS) was introduced during 2015-16 by merging various road schemes with an annual allocation of Rs.800 crore, from State funds.

#### **Salient Features of TNRRIS**

- i. The scheme is implemented under three streams. The Upgradation of Non-BT roads as BT roads, strengthening of the existing damaged BT roads and Periodic Maintenance of existing damaged BT roads are taken up under TNRRIS.
- ii. TNRRIS provides adequate flexibility to the Districts in the selection of various types of roads based on local needs.

**Table 3.2**

**Details of road works taken under TNRRIS**

<b>Sl. No</b>	<b>Year</b>	<b>Nos.</b>	<b>Length (in Km)</b>	<b>Value (Rs. in crore)</b>
1	2015-16	2,386	4,225	800
2	2016-17	2,563	4,650	800
<b>TOTAL</b>		<b>4,949</b>	<b>8,875</b>	<b>1,600</b>

The Tamil Nadu Rural Roads Improvement Scheme (TNRRIS) will be continued in the financial year 2017-18.

**3.7. NABARD-RIDF**

Government has been funding the improvement of the rural roads through NABARD-RIDF to ensure farm to market connectivity.

In the last 6 years, 6,042.50 Km length of Village Panchayat and Panchayat Union roads and 127 bridges were taken for improvement at a cost of Rs.1,500.61 crore.

The year-wise details of road and bridge works taken under NABARD-RIDF in the last 6 years are given below:

**Table 3.3**  
**Details of Road and Bridge Works taken**  
**under NABARD-RIDF in the last 6 years**  
**(2011-12 to 2016-17)**

<b>Sl. No</b>	<b>Year</b>	<b>Nos.</b>	<b>Length (in Km)</b>	<b>Value (Rs in crore)</b>
1	2011-12	958	2,598.65	451.77
2	2012-13	381	1,000.46	198.07
3	2013-14	185	367.63	100.00
4	2014-15	615	1,183.03	339.61
5	2015-16	232	369.92	160.20
6	2016-17	300	522.81	250.96
<b>TOTAL</b>		<b>2,671</b>	<b>6,042.50</b>	<b>1,500.61</b>

**Table 3.4**  
**Scheme wise Details of Road and Bridge**  
**Works taken in the last 6 years (2011-12**  
**to 2016-17)**

<b>Sl.No</b>	<b>Name of the Scheme</b>	<b>Length (in Km)</b>	<b>Value (Rs. in crore)</b>
1	Tamil Nadu Village Habitations Improvements Scheme (THAI)	9,723.97	1,487.54
2	Tamil Nadu Rural Roads Improvement Scheme (TNRRIS)	8,875.72	1,600.00
3	NABARD-RIDF	6,042.50	1,500.61
4	Pradhan Mantri Gram Sadak Yojana (PMGSY)	4,045.19	1,876.74
5	Rural Infrastructure Scheme (RIS)	4,318.92	616.67
6	Bus Plying Roads Improvement Scheme (BPRIS)	1,399.28	300.00
7	Plastic Roads	429.87	37.50

<b>Sl.No</b>	<b>Name of the Scheme</b>	<b>Length (in Km)</b>	<b>Value (Rs. in crore)</b>
8	State Finance Commission Grants (SFC)	1,552.46	304.30
9	Scheme Component of Pooled Assigned Revenue (SCPAR)	1,211.46	412.22
10	13 <sup>th</sup> Finance Commission Grants	6,573.13	622.00
11	Rural Road Maintenance Scheme (RRMS)	3,649.19	381.07
12	Member of Legislative Assembly Constituency Development Scheme (MLACDS)	1,399.79	226.31
13	Member of Parliament Local Area Development Scheme (MPLADS)	823.93	134.81
14	Others (IGFF, BRGF, SSS, SBGF, General Fund, VP surplus fund, etc.)	6,358.56	1,536.41
	<b>Total</b>	<b>56,403.97</b>	<b>11,036.18</b>

## **Quality Control**

Quality control (QC) is perceived as a basic tenet in all the schemes implemented by the Rural Development Department. The Department has created a framework of in-house Quality control coupled with an independent third party audit mechanism for works. The Department has been taking consistent efforts to bolster the internal QC system. In addition to the existing district QC laboratories, a state level QC lab has been set

up in Trichy. Similarly, Regional QC labs are being set up in the 5 RIRDs to enable hands-on training on QC tests for field Engineers. As a new initiative, the Department has established 5 mobile QC laboratories as yet another milestone of improvement in the QC mechanism at the district level.

120 Assistant Engineers and Assistant Executive Engineers have been trained at Highways Research Station to enhance their skills and enable them to be update and to be at pace with new techniques and trends.

Similarly, specialized training was provided on the rehabilitation of Minor Irrigation tanks (MI tanks), for 1,612 Engineers including Superintending Engineers, Executive Engineers, Assistant Executive Engineers, Assistant Engineers, Senior Draughting Officers and Overseers at the Irrigation Management Training Institute (IMTI), Thuvakkudy, Trichy at a total cost of Rs.59.38 lakhs. Apart from this about 110 Engineers were provided training in the Indian Academy of Highway Engineers (IAHE), New Delhi and in the



National Institute of Rural Development and Panchayat Raj (NIRD & PR), Hyderabad.

### **R&D Technology Initiatives**

Tamil Nadu is a pioneering state in the use of waste plastic for laying BT roads. To encourage environmental protection, Government have sanctioned funds in 2011 for establishing waste plastic collection and processing centers. Using waste plastic under schemes like NABARD, TNRRIS, RIS, RRMS, 13<sup>th</sup> Finance Commission Grants, PMGSY etc., so far, 11,575 Km length of roads have been laid at a cost of Rs.1,625 crore.

Similarly, under PMGSY, the Rural Development Department has adopted alternate technologies like Cement stabilization, Soil Stabilization, Coir Geotextiles, Waste Plastic, Nano Technology, Cold mix technology etc. Under PMGSY Phase VIII, IX and X, 886 Km length of roads have been taken at a cost of Rs.445.99 Crore.

### **Asset Creation and Management**

The Rural Development Department creates various individual and public utility

infrastructure in rural areas for various purposes. The planning and design of these structures are based on the user characteristics, functional requirements and cost-economics. The Rural Development Department has 28 different type designs for various buildings including schools, office buildings for Panchayat Raj institutions and public sanitation etc. These type designs are periodically improved or modified based on need and necessity by the design wing of the Rural Development Department. The wing is also entrusted with the responsibility of verifying the structural design of high value structures constructed by the Rural Development Department.

The Department has GIS platform developed by IRS, Anna University for the management of the assets owned by the Department. The GIS platform contains various spatial information including habitations, Roads, Water bodies etc. This is being monitored by the GIS wing of the Directorate consisting of 3 Assistant Engineers.

### **3.8. Comprehensive School Infrastructure Development Scheme (CSIDS)**

This Government launched Comprehensive School Infrastructure Development Scheme during 2011-12 with an objective of providing basic infrastructure facilities like new class rooms, kitchen sheds, water supply, toilets, etc., and also repairs and renovation of the existing facilities in the Panchayat Union Primary and Middle Schools in rural areas. This Scheme is being implemented in the Panchayat Union Schools located in Town Panchayat and Municipalities also.

New school buildings are constructed under this Scheme; either new class room or an additional building with RCC roof. New kitchen sheds are provided with additional store rooms for stocking the commodities. Repairing and Extension of water pipelines is also taken and new water supply connection is provided, wherever necessary.

To provide a clean atmosphere and inculcate sanitary habits among the children,

all the Panchayat Union Schools have been provided with separate toilets for boys and girls.

### **Achievement from the year 2011-12 to 2015-16:**

A total amount of Rs.500.00 crore has been allocated for the years between 2011-12 and 2015-16. A total of 48,012 works were taken at a cost of Rs.497.29 crore.

**Table 3.5**  
**The year wise works details**

Sl. No.	Category	Number of works					Total No. of works
		2011-12	2012-13	2013-14	2014-15	2015-16	
<b>New Works</b>							
1	School Building	155	58	113	84	152	562
2	Kitchen Shed	1049	618	232	107	41	2047
3	Toilet	847	523	563	375	302	2610
4	Water Supply	2217	893	1267	924	455	5756
5	Compound Wall	9	1191	544	1108	571	3423
<b>Sub Total</b>		<b>4277</b>	<b>3283</b>	<b>2719</b>	<b>2598</b>	<b>1521</b>	<b>14398</b>
<b>Repair Works</b>							
1	School Building	1228	2063	3536	4590	4664	16081
2	Kitchen Shed	1397	1189	1099	839	652	5176
3	Toilet	3516	2534	2686	2024	1597	12357
<b>Sub Total</b>		<b>6141</b>	<b>5786</b>	<b>7321</b>	<b>7453</b>	<b>6913</b>	<b>33614</b>
<b>Grant Total</b>		<b>10418</b>	<b>9069</b>	<b>10040</b>	<b>10051</b>	<b>8434</b>	<b>48012</b>

## **Scheme Implementation during 2016-17**

Comprehensive School Infrastructure Development Scheme was implemented during the year 2016-17 with an allocation of Rs.100 crore and totally 6,138 works have been taken.

### **3.9. Member of Legislative Assembly Constituency Development Scheme (MLACDS)**

The objective of this scheme is to enable the Member of Legislative Assembly to identify the infrastructure gaps in their constituencies and propose works for execution under the MLACDS. The scheme is implemented both in Rural and Urban areas. The fund allocation under the scheme is Rs.2.00 crore per constituency per annum.

Administrative sanction for the works chosen by the MLAs, are accorded by the District Collectors and also identify the implementing agency. A sum of Rs.1.10 crore is earmarked as Tied Funds for Priority Works and for the remaining Rs. 90 lakh, the MLAs are at liberty to choose works within the frame work of the guidelines of the scheme.

**WORKS TO BE TAKEN UNDER TIED COMPONENT OF Rs.1.10 CRORE: (Only water supply works for the year 2017-18)**

In view of unprecedented drought and deficit rainfall of North-East monsoon by 62 % viz-a-viz normal rainfall during 2016 in Tamilnadu, the ground water level has gone down leading to drying up of drinking water sources. Hence, to ensure regular supply of drinking water and to mitigate the water crisis, each MLA shall allot a sum of Rs.1.10 crore for Water Supply works under “tied component” of Member of Legislative Assembly Constituency Development Scheme. This priority of allocation is applicable only for the year 2017-18.

**Works Under Untied Component of Rs.90 lakh.**

The Untied fund is used for the works which do not fall within the following ‘negative list / Prohibited works’. Works falling under the tied component can also be taken under untied component of Rs.90 lakh. Formation of Bus passengers Shelter is permitted under this component.

## **Negative list / Prohibited works under MLACDS**

1. Construction of Office and Residential buildings belonging to Central and State Government, including Public Sector Undertakings, Co-operatives and Societies.  
**Exception:** i) Construction of Direct procurement Centres, Milk Producer's Co-operative Societies, Bulk Chilling Centres. ii) Construction of compound wall to 84 MLA offices @ total estimated cost of Rs.213.15 lakhs sanctioned vide GO Ms. No. 179, RD&PR (SGS-1), dated : 19.12.2013. iii) Construction of Maintenance sheds, Compound walls and concrete flooring for Bus depots of State Transport undertakings.
2. Assets for individual /family benefits (**Exception:** Construction of new houses in Town Panchayats as per PMAY(G) norms).
3. All renovation, maintenance and repair works : **Exception:** Repair of houses constructed under Government schemes up to 31.12.2007 including houses of IAY,

TAHDCO, Tamil Nadu Slum Clearance Board can be taken up for an amount not exceeding Rs.50,000 per house. However, permission letter should be obtained from the TNSCB / TAHDCO before taking up the repair works.

4. Purchase of all movable items, equipments and furniture

**Exception:** (i) Provisions were made during 2016-17 for newly elected members of 15<sup>th</sup> Assembly and for the members who are re-elected member from 14<sup>th</sup> Assembly, to purchase Laptop or Desktop, Laser / Inkjet Printer and Broadband / Internet Data card connection as one time purchase according to needs. In this connection, wherever not purchasing of such Laptop or Desktop, Laser/Inkjet printer and Broadband / Internet Connection last year, as the case may be considered during 2017-18 to purchase the above items, as per the provisions contained in the G.O.(Ms.) No. 95, Rural Development and Panchayat Raj (SGS-1) Dept. dt. 18-8-2016 and follow the guidelines thereon. (ii) Purchase of furniture and equipments for Government Schools, Panchayat Union



Schools, AdiDravidar Welfare Schools, Kallar Reclamation Schools, Government Colleges, Government Hostels, Government Hospitals, Primary Health Centers, Government Veterinary Hospitals, Government ITIs. and Government Polytechnics. (iii) Purchase of aids and appliances for differently abled persons (iv) Purchase of CP Chair for Polio and stroke attacked persons and purchase of mentally challenged Learning Kits for mentally challenged children learning in their Government special schools (v) Purchase of physical exercise equipments to be installed in the physical fitness centre / Gymnasium. (vi) Purchase of equipments for installation of solar photovoltaic items in the existing Government buildings.

5. Any work in Government aided and self financing Schools and Colleges.
6. All works involving Commercial establishments/units.
7. Grants and loans, contribution to any Central and State / UT Relief Funds.

8. Acquisition of land or any compensation for land acquired.
9. Reimbursement of any type of completed or partly completed works or items.
10. All revenue and recurring expenditure.
11. Works within the places of religious worship and on lands belonging to or owned by religious faiths / groups.
12. Desilting of Ponds, Ooranies, rivers, tanks, canals, channels and the like.
13. Gravel / WBM Roads (Roads up to BT standard only should be taken up).
14. Installation of High Mast Lights.

### **Implementation of MLACDS during 2016-17**

Works have been taken at a cost of Rs.470 Crore in various categories under MLACDS during 2016-17 as detailed below :

**Table 3.6**  
**Details of works taken under MLACDS**  
**during 2016-17**

Sl. No	Category of works	No.of works
1	Buildings	2002
2	Road	2074
3	Water Supply	2506
4	CD and Irrigation works	950
5	Others	1926
	<b>Total</b>	<b>9458</b>

During 2017-18, a sum of Rs.470 crore has been allocated under the scheme.

### **3.10 Self Sufficiency Scheme (SSS)**

In order to encourage self-reliance among the rural community and their public participation, the Government has re-introduced the Self Sufficiency Scheme in 2011-12. The Self Sufficiency Scheme is a participatory demand driven scheme to promote and strengthen self-help and self-reliant attitude of the village community. The felt-needs of the public could be easily articulated and covered under the scheme. This scheme is being implemented both in rural and urban areas. The minimum public contribution for any of the identified work should be one-third of the estimate amount.

## **Selection of Works**

1. The need for taking up of works under "Self Sufficiency Scheme" may originate from individuals, groups, institutions, public or private companies or from the community.
2. The District Collector shall receive the application from the public on the work identified and also the acceptance letter for contributing not less than one-third of the estimate cost.
3. After justifying the need and feasibility of the work, the Collector calls for the detailed estimates from the implementing agency. Then, the applicant has to deposit the prescribed amount by means of Demand Draft to the District Collector or Project Director, District Rural Development Agency for sanction.
4. The contributions given by the local bodies and Universities shall not be accepted under this scheme.
5. The permission of the Local Body or the Department concerned, if required, shall be

obtained before according administrative sanction.

6. If the assets to be created have to be maintained by the Local Body/Department, their concurrence shall be obtained.
7. In case the requirement exceeds the allocation, the District Collector shall give priority for the works which are of maximum benefit to the community.

### **Execution of works**

Execution of works will be done by the Local Bodies or the Department concerned through tender as per the Tamil Nadu Transparency in Tenders Act 1998 and Rules 2000.

Larger participation of the people in this Scheme is encouraged. The District Collector permits the Public Contributors to execute the work either by themselves or their agency, wherever the contribution is 50% or more. But in case of desiltation of PWD tanks and Tanks under the control of Municipalities and Town Panchayats, even if the public contribution is

50% or more, the work should be executed only through tender.

### **Achievement during 2011-12 to 2015-16:**

From 2011-12 to 2015-16, a total of 10,781 useful community assets have been created with a Government Grant of Rs.454.74 crore and a Public contribution of Rs.248.86 crore.

### **Scheme Implementation during 2016-17**

Self Sufficiency Scheme was implemented in 2016-17 and totally 708 works have been taken up.

### **Scheme Implementation during 2017-18**

Self Sufficiency Scheme will be implemented during the year 2017-18 also.

### **3.11. Muzhu Sugaathara Thamizhagam**

The pernicious practice of open defecation has a vital bearing on the various socio-economic and health indicators of the people of Tamil Nadu and hence it calls for a coordinated action of all the stakeholders to root out the practice of Open Defecation. Therefore, efforts have been taken to organize

all stakeholders into a mass movement to achieve the goal of an Open Defecation Free (ODF) “Muzhu Sugaathaara Thamizhagam”

### **Initiatives of State Government**

The Government of Tamil Nadu have pioneered the sanitation revolution in the State through various initiatives. The Integrated Women Sanitary Complexes constructed in all the then existing 12,618 Village Panchayats at the rate of one Complex in each Panchayat during 2001-04 provided access to basic sanitation facilities for rural women and children. Clean Village Campaign introduced in 2003 provided a momentum to the sanitation coverage. In view of low unit cost at that point of time, the State Government provided an additional State share of Rs.1,500 per unit, for Individual Household Latrines in April, 2012. Similar to the sanitation facilities created for rural women, construction of Integrated Men Sanitary Complexes was also taken up in 2012-13.

The involvement of Community Based Organisations like Village Poverty Reduction

Committees (VPRC) / Panchayat Level Federations (PLF) of Self Help Groups at various levels in the construction and usage monitoring of IHHL has brought about a paradigm shift in the sanitation coverage. Introduction of 'Thooimai Kaavalars' in Solid Waste Management activities in all the 12,524 Village Panchayats have brought about a visible and perceptible impact in the maintenance of Cleanliness in these Villages. In order to sustain the sanitation facilities in the Government Schools in rural areas, necessary funds have been provided to ensure maintenance of clean and functional toilets. All these have become pioneering initiatives at National Level.

### **3.12. Renovation of Integrated Sanitary Complexes for Women**

In 2001-2004, Integrated Sanitary Complexes for women have been built in each Village Panchayat at an approximate area of 750 sq.ft. Each complex had 14 water closets, 2 bathrooms, 1 pump room with pump set, 1 water tub and stone-paved washing facilities. Adequate water supply for washing and bathing



requirements, electricity connection for water supply and lighting were provided. The complexes were provided with incinerators for safe disposal of the sanitary napkins.

During the year 2011-12, 12,796 sanitary complexes which were in the state of disuse have been renovated at a cost of Rs.170 Crore, thereby restoring the basic facilities for the rural women. While the periodical maintenance is undertaken by the Village Panchayats, day to day maintenance is undertaken by the user groups.

### **3.13. Integrated Men Sanitary Complexes**

In view of the demand raised by rural men for creation of sanitation facilities similar to Integrated Sanitary Complexes for Women, Integrated Men Sanitary Complexes (IMSC) were taken up during 2012-13. Each Complex is built in 570 sq.ft., with 8 toilets in which one toilet is provided with western closet for the benefit of the aged/differently abled and one more baby friendly toilet. Separate area for bathing, water tub and stone-paved washing

facilities are also provided. Exclusive water supply is provided in each Complex for sustainability and usage. Similar to the maintenance of Integrated Sanitary Complexes for Women, these User Groups undertake day to day maintenance. In Tamil Nadu, 1,199 Integrated Men Sanitary Complexes were constructed so far.

### **3.14. Clean Village Campaign**

This Government launched "Clean Village Campaign" in 2003, which was a step towards a sanitary revolution in the State. This campaign aimed at providing individual sanitation and also focussed on safe disposal of waste without affecting the environment. The Village Panchayats which were free from open defecation and with clean environment were eligible to be nominated for a cash award of Rs.5.00 lakh by the State.

The Award which was shelved in 2006 was revived and re-introduced in 2011-12 with an annual allocation of Rs.1.55 crore for giving cash award of Rs.5 lakh each for 31 selected

Village Panchayats, at the rate of one Village Panchayat from each district.

### **3.15. Strategies adopted by the Government in the coverage of Individual Household Latrines (IHHLs):**

The goal of open defecation free Tamil Nadu would be achieved through a multi-pronged strategy by organizing all stakeholders into a mass movement to root out the practice of open defecation. In this regard, the Government of Tamil Nadu have issued detailed guidelines for Planning and Implementation of IHHL works and usage monitoring and incentivising the sanitation programme at Village Panchayat level. It aims to actively involve the various stakeholders such as Panchayat Raj Institutions, Self Help Groups, Village Poverty Reduction Committee (VPRC), Panchayat Level Federations (PLF), field functionaries of various Government departments, Motivators, etc., in the eradication of open defecation.

The above guidelines have enabled to broad base the delivery system with the

involvement of Community Based Organizations (CBO) functioning at Village Panchayat Level such as Village Poverty Reduction Committees and Panchayat Level Federations of Women Self Help Groups. Since construction of toilet and its usage by those households presently defecating in open requires behavioural change through Inter-Personal Communication, the members of these CBOs are in a better position to use their peer group influence in a big way to achieve the objective of open defecation free villages.

In order to facilitate effective implementation of the scheme, the following actions have been taken and are being closely followed up.

#### **(a) Deployment of Social Capital**

There is a huge Social Capital in the form of Women Self Help Groups already available in the State. The Village Poverty Reduction Committees (VPRCs) / Panchayat Level Federations (PLFs) of Self Help Groups in both Mahalir Thittam and Pudhu Vaazhvu Project areas have been fully involved in Inter-

Personal Communication (IPC) for expeditious achievement of ODF Tamil Nadu.

### **(b) Inter-Sectoral Convergence**

The practice of Open Defecation has a negative bearing on the physical and mental development of the children and it is a primary cause for worm infestation and resultant anaemia. Moreover, the behaviour change among the people practicing Open Defecation is very important in sustaining toilet usage and ODF status and hence there should be a constant reinforcement of sanitation messages through various other stakeholders also. In this direction coordinated efforts have also been taken through Health and Family Welfare, School Education and Social Welfare Department at State level and District level.

### **(c) Involvement of Motivators**

Motivators who are trained in Community Approaches have been engaged for triggering the Village Community so as to achieve ODF and its sustainability. These Motivators are mostly identified from among the SHGs/PLF. A maximum of two motivators trained in

Community approach are involved in the ODF targeted Villages.

#### **(d) Training on Technical aspects**

Technical aspects of toilet construction has been ensured by prescribing the type design and detailed estimates. Further, a short video film on technical aspects of toilet construction has been developed and all technical staff have been trained. Actual construction of toilets with different models, namely, leach pit model (both honey-comb design & circular ring design) and septic tank models have been shown in the film for easier understanding. This has benefited both technical and non-technical persons involved in the scheme implementation. Masons are also being trained in toilet construction.

#### **(e) Incentives**

In order to expedite the release of incentive amount to the beneficiary in two instalments, the procedure for measurement by the technical authority (Overseer) has been simplified with the introduction of Valuation

Certificate. The Overseers visit the Village Panchayats under their jurisdiction every Friday and issue the Valuation Certificates as per the progress. This has simplified the payment process

An incentive amount of Rs.300 per IHHL for VPRC / PLF is being given in two phases. In 1<sup>st</sup> phase Rs.200 as incentive per IHHL is released after 6 months of completion and usage. In 2<sup>nd</sup> phase Rs.100 per IHHL is released after completion of one year provided, the toilet is in continuous usage of the Household.

#### **(f) Monitoring**

In order to ensure quality of construction and sustainability of functional toilets, frequent inspections are undertaken by senior officials at the district Level and block Level. State Quality Monitors are also deputed for exclusive inspections of IHHLs.

#### **(g) Achievement of ODF Status**

Community Approach is being extensively used in the Village Panchayats

which have achieved ODF status. Grama Sabha declares and resolve to sustain the status during any of the designated dates of Grama Sabha or in a special Grama Sabha. Based on the declaration, the District Level verification and thereafter State Level verification shall be conducted as per the guidelines for authentication and confirmation of the status. So far, 5,738 Village Panchayats have declared themselves as ODF during 2015-16 & 2016-17.

### **3.16 Solid Waste Management activities in Rural Areas**

The Government have consistently been according high priority to the cleanliness and sanitation of Village Panchayats and issued detailed guidelines for establishment of Solid Waste Management Systems with recycling and waste disposal facilities. Initially, 2000 Village Panchayats that had fulfilled one or more of the specified criteria such as Village Panchayats with more than 10,000 Population, Village Panchayats in Peri-Urban areas, Village Panchayats of Tourism and Pilgrim importance, Village Panchayats with larger Industrial / Commercial establishments



/ Educational institutions, etc., have been identified for implementing the scheme with a cost of Rs.110 Crore. This scheme has been extended to another 7,000 Village Panchayats in Phase II which have been identified as per certain specified criteria such as Village Panchayats adjacent to Corporation, Special Grade Municipalities, District Headquarters and also Village Panchayat having more than 300 households with an estimated cost of Rs.300 Crore. This Scheme has been again extended to the remaining 3,524 Village Panchayats in the State with a cost of Rs.200 Crore.

The important features of the Scheme are given below:-

- Generally the unit of implementation is the Village Panchayat. In case of a Village Panchayat with more than one habitation, each habitation or cluster of habitations can be the unit.
- Tricycles / pushcarts at the rate of one per 300 HHs to all the Village Panchayats and an additional tricycle / pushcart per Village

Panchayats having more than 900 HHs in all the 3 phases (I, II & III) is provided under SWM funds.

- Street Garbage Collection bins at rate of one bin per habitation to each Village Panchayat and also one more additional Street Garbage Collection bin per habitation to the Village Panchayats that are having more than 7,500 population have been provided under SWM funds.
- Segregation cum storage shed at the rate of one per Village Panchayat has been provided in Phase I & Phase II Village Panchayats under SWM funds. For the Phase III Village Panchayats, Segregation cum storage shed has been provided under material component of MGNREGS.
- Implements for cleaning and Jackets, Gloves, Cap for Thooimai Kaavalar, Shredding Machine, etc., have been provided under SWM funds.
- Solid Waste is segregated into biodegradable and non-biodegradable before disposal.

- Two Pits for Composting and one for Sanitary Landfill are dug up under MGNREGS.
- MGNREGS workers are engaged for SWM activities as “Thooimai Kaavalars (தூய்மைக் காவலர்கள்)” at the rate of one worker per 150 households in the Village Panchayat. They are engaged in door to door collection of waste, segregation, transporting to dumping site, etc.
- Wages are paid to “Thooimai Kaavalars” from MGNREGS funds. Since, only 100 days of employment is given for MGNREGS workers in a year, new set of MGNREGS Workers as Thooimai Kaavalars are engaged in the place of those who complete 100 days in the particular financial year. Similarly, Worksite Supervisors are also changed after every 100 days in order to ensure that fresh persons get experience in the supervision process.
- Village Poverty Reduction Committee / Panchayat Level Federation act as a nodal agency to supervise the Thooimai Kaavalars.

### **3.14.1. Training Programme**

For the implementation of the scheme effectively, suitable training and awareness programmes have been imparted to the officials, PRI functionaries and other stakeholders at the District, Block and Village Panchayat level.

### **3.14.2. Maintenance of Accounts**

The Village Panchayats are implementing the scheme and maintain scheme funds in a separate SB account in order to monitor the fund flow under SWM activities and to ensure the sustainability of the scheme. The revenue generated by the Village Panchayat through sale of Compost, Vermi-Compost, Recyclable waste, etc., should be deposited in this Village Panchayat SWM Account only.

### **3.14.3. Social Audit:**

Grama Sabha shall conduct the Social Audit of Solid Waste Management activities in the respective Village Panchayat. The entire operations with budget and expenditure should

be placed in all the Grama Sabha meetings to ensure transparency and also for suggestions and improvements.

#### **3.14.4. School Toilet Maintenance:**

Sanitation facilities are foremost important in maintaining health & hygiene and for overall development of the students. The Government have taken adequate measures to ensure provision of Separate toilets for boys and girls in all the 28,031 Panchayat Union Primary/Middle Schools and 6,916 Government Schools in rural areas. In order to maintain the toilets clean in the Government Schools, the Government have provided Rs.84.46 Crore under SWM funds during the year 2015-16 and 2016-17 for the monthly payment to Sanitary Workers who are engaged on outsourcing through the VPRC, PLF or any other Outsourcing Agency for cleaning and procurement of cleaning materials. In respect of Girls Schools, only Female Sanitary worker is engaged and cleaning is done compulsorily twice in a day, preferably once in the morning and once in the afternoon.

The Head Master of School concerned is responsible for monitoring the cleanliness of toilets in the School. The Village Panchayat President, Ward Member concerned and PTA shall inspect and review the cleanliness of School Toilets atleast once in a week. The Block Development Officer (Block Panchayat), Supervisor of Block Resource Centre and Assistant Elementary Education Officer / Additional Assistant Elementary Education Officer should jointly conduct a review of School Head Masters every quarter to review the cleanliness of School Toilets. Further, the District Collectors nominate District Level Officers from School Education Department and Rural Development & Panchayat Raj Department as Zonal Officer for each Block for Inspection and monitoring cleanliness of School Toilets.

### **3.17. Socio Economic Development Programme**

Socio Economic Development Programme was launched in the backward Districts of Dharmapuri and Krishnagiri to address the Naxalite problems, through

implementations of various activities from the year 2003-04 onwards with an allocation of Rs.700 lakh and Rs.50 lakh to Dharmapuri district and Krishnagiri Districts respectively every year.

Under this Scheme, works such as construction of Green houses, Aavin Parlours, purchase of power sprayers to poor farmers, purchase of medical equipments for primary health centres, Extension of pipeline from Hogenakkal water supply scheme, modernization of Anganwadi buildings, etc., and various training programmes have been taken up during 2016-17.

For the year 2016-17 also, a sum of Rs.7.50 crore has been allocated for this scheme and works are being executed.

## **4. CENTRAL SCHEMES**



#### **4.1. Mahatma Gandhi National Rural Employment Guarantee Scheme (MGNREGS)**

The Mahatma Gandhi National Rural Employment Guarantee Scheme was launched on 02.02.2006. It guarantees 100 days of employment in a financial year to any rural household whose adult members volunteer to do unskilled manual work. Mahatma Gandhi National Rural Employment Guarantee Act was enacted to provide a platform to the poor rural people one of the many shades to realise the fundamental "right to equality ". The Mahatma Gandhi National Rural Employment Guarantee Scheme (MGNREGS) framed under the Act ensures the "right to work" and is the only anti-poverty programme that has legal backing.

The core objectives of this scheme have been reoriented as follows:

- a) Providing not less than one hundred days of unskilled manual work as a guaranteed employment in a financial year to every household in rural areas on demand,

resulting in creation of productive assets of prescribed quality and durability;

- b) Strengthening the livelihood resource base of the poor;
- c) Proactively ensuring social inclusion;
- d) Strengthening of Panchayat Raj institutions.

In Tamil Nadu, the scheme was first notified on 2.2.2006 in 6 districts of the State and the scheme was extended to all the remaining districts in a phased manner.

#### **4.1.1. Salient features of the Scheme**

1. Provision of 100 days of guaranteed wage employment in every financial year to each registered household in the Village Panchayat, whose adult members volunteer to do unskilled labour.
2. Ten major entitlements of the Act are:
  - i. Right to a Job card
  - ii. Right to Demand and receive work within 15 days
  - iii. Right to Unemployment Allowance
  - iv. Right to Plan and prepare a Shelf of Project.

- v. Right to obtain work within a radius of 5 kms
  - vi. Right to worksite facilities
  - vii. Right to notified wage rate
  - viii. Right to receive wages within 15 days
  - ix. Compensation for delay in payment of wages
  - x. Right to time bound redressal of grievances, right to conduct concurrent social audits of all Mahatma Gandhi NREGA expenditure
3. The cost of the Material Component, wages of skilled and semi-skilled workers are shared between the Central and State Government in the ratio of 75:25, while the wage for unskilled is 100% borne by Government of India.
4. The wage and material components have to be maintained at 60:40 ratio for all the works undertaken by Village Panchayat and other implementing agencies at the District level.
5. No contractors or labour displacing machineries are allowed.

6. Adult members of rural households willing to do unskilled manual work may register orally or in writing with the Village Panchayat.
7. Every individual beneficiary is entitled to a job card so that they can apply and receive work. Fresh job cards are issued once in every 5 years.
8. New 9 registers including Nominal Muster Roll (NMR) register and Job Card register are maintained in all the Village Panchayats.
9. MGNREGS Work starts from every Thursday and ends on next Wednesday.
10. If the distance of worksite exceeds 5 kms, additional wage of 10% of existing wage rate is payable to meet the cost towards the additional transportation and living expenses. However, in Tamil Nadu, worksites are being fixed in such a way that works are available within a radius of 2 kms.
11. The wages for unskilled labour has been fixed based on the Rural Schedule of Rates (RSoR). As per the revised Schedule-I of MGNREG Act, the Schedule of Rates for wages of unskilled labourers is so fixed that

an adult unskilled labourer working for eight hours which includes an hour of rest (i.e., 7 hours of work) will earn wages equal to wage rate.

12. Government Order for Special Rural Schedule of Rates (RSoR) for Differently-abled was issued and followed up. The Government order provides either special activities for the differently-abled workers or special provisions for undertaking earthwork related activities.
13. In order to provide more employment opportunities to MGNREGS workers, the habitations in a Village Panchayat are grouped into clusters in such a way that more number of works have been permitted.
14. Wages are equal to both men and women and the notified wage rate for 2016-17 is Rs.203 per day. The notified wage rate for the year 2017-18 is Rs.205 per day w.e.f 01.04.2017.
15. Disbursement of wages is done through National electronic Fund Management System (Ne-FMS) from 7.11.2016.

16. Facilities such as drinking water, first aid kit, shade etc., are provided at work sites.
17. Worksite Citizen Information Boards depicting the details of work i.e. Name of the work, sanctioned amount, duration of work etc., are installed in all the worksites.
18. All workers shall have a right to participate in the Grama Sabha and decide the Shelf of works with the order of priority to be taken up under MGNREGS in their Village Panchayat.
19. Grama Sabha conducts the social audit in respect of MGNREGS through Social Auditors.
20. A Toll free Help line (1299) has also been provided in each district as part of Grievance redressal mechanism.

#### **4.1.2. Permissible Works**

The permissible works as per the GoI Operational Guidelines are as follows:

**Table 4.1**  
**Permissible works as per the GoI**  
**Operational Guidelines**

Category A	Category B	Category C	Category D
PUBLIC WORKS RELATING TO NATURAL RESOURCES MANAGEMENT	INDIVIDUAL ASSETS/Common ASSETS INCLUDING FOR VULNERABLE SECTIONS	COMMON INFRASTRUCTURE - FOR NRLM COMPLIANT SELF HELP GROUPS	RURAL INFRASTRUCTURE
<ul style="list-style-type: none"> <li>• Water conservation and Water Harvesting Structures</li> <li>• Water shed management</li> <li>• Micro and Minor irrigation</li> <li>• Renovation of traditional water bodies</li> <li>• Afforestation</li> <li>• Tree plantation</li> <li>• Horticulture activities</li> <li>• Land Development works in common lands</li> </ul>	<ul style="list-style-type: none"> <li>• Dug wells</li> <li>• Farm Ponds</li> <li>• Other water harvesting structures</li> <li>• Horticulture, Sericulture, Plantation &amp; Farm forestry</li> <li>• Development of fallow or waste lands</li> <li>• Meeting the expenditure on unskilled labour of the houses under State and Central Government housing schemes</li> <li>• Shelters for Cattle, Goat, Poultry &amp; Piggery.</li> <li>• Fodder troughs</li> <li>• Fish drying yard</li> <li>• Storage facilities</li> <li>• Promotion of fisheries in water bodies on public land</li> </ul>	<ul style="list-style-type: none"> <li>• Common work sheds for livelihood activities of Self Help Groups</li> </ul>	<ul style="list-style-type: none"> <li>• Rural sanitation related works</li> <li>• Rural road connectivity to unconnected villages</li> <li>• Construction of play fields</li> <li>• Disaster Preparedness and Restoration of roads</li> <li>• Public infrastructure including flood control and protection works</li> <li>• Construction of buildings for Gram Panchayats</li> <li>• Construction of Buildings for Women self-help groups, federations</li> <li>• Cyclone shelters</li> <li>• Anganwadi centres</li> <li>• Village shandies and crematorium at Village/Block level</li> <li>• Construction of Food Grain Storage structures</li> <li>• Production of building material required for construction works under the Act as part of the estimate of such construction works.</li> <li>• Maintenance of rural public assets created under the Act</li> </ul>

#### **4.1.3. Special Initiatives under the Scheme between 2011-12 to 2016-17**

- Resource maps have been prepared with the technical assistance of the Institute of Remote Sensing (IRS) of Anna University. These Satellite maps are used for planning and execution of works.
- Time and Motion Studies are undertaken for various categories of works to decide the quantum of work to be done as per revised rural schedule of Rates.
- Afforestation activities on the identified Government/ Common Lands, Village Panchayat lands and also on individual lands of the farmers so as to increase the green cover.
- Avenue plantation on both sides of Panchayat / Panchayat union roads and the roads laid under PMGSY/ NABARD and also on roads laid down by Highways Department have been taken up.
- Nursery raising to facilitate afforestation by the Panchayats/ Panchayat Unions themselves have been encouraged.



- Construction of Village Panchayat Service Centres and Block Panchayat Service Centres have been taken up, to facilitate easy access to services of the various Government departments.
- During the year 2016-17, as a measure to mitigate the effect of drought situation, and to improve livelihood of the rural mass, the number of days of employment provided to a family was increased from 100 to 150 days.

#### **4.1.3.1. Achievements from 2011-12 to 2016-17**

- From 2011-12 to 2016-17, this Government was able to generate 211.85 crore persondays with a wage component of Rs.24006.33 Crore.

#### **4.1.4. Innovative efforts**

##### **4.1.4.1. Excavation of Farm Ponds**

Formation of 15,000 farm ponds on the lands of farmers belonging to SC/ST, Small and Marginal farmers of 8 Delta Districts have been completed. Based on the positive response

from the farmers, 50,000 farm ponds have also been taken up in 23 non-delta districts and non-delta blocks of delta districts.

#### **4.1.4.2. Convergence with Other Departments**

Convergence is a means of access to wide spread services. MGNREGS also in convergence with other department have benefited the rural mass to improve livelihood, land development activities for individuals and creating common facilities like development of Farm Ponds in sericulture farms and mulberry productions.

#### **4.1.4.3. Plantation activities**

As an effort to increase the green cover in rural areas, Avenue Plantation on either side of the roads for a length of 2,000 Kms on Panchayat Roads, Panchayat Union Roads, Highway Roads, PMGSY Roads have been taken up during the year 2015-16 and 16,959.72 Kms length of roads during the year 2016-17 was completed.

Massive Tree Plantation is being implemented in convergence with the

department of Forest to increase the green cover and to mitigate adverse environmental pollutants thereby increasing the quality of human and animal life. These plantation activities are carried out on Government lands, Government institutions, private institutions, factories, schools, colleges, other Government establishments, Public Parks and other suitable areas. In the year 2014-15, 25.70 lakh saplings have been planted under MGNREGS. During the year 2015-16, 32.63 lakh saplings and in the year 2016-17, 68 lakh saplings have been planted so far under MGNREGS. Separate Rural Schedule of Rates is given for watering the plant.

Homestead plantation have been taken up on the house sites of 54,000 IAY beneficiaries and 60,000 Chief Minister's Solar Powered Green house beneficiaries and each Households is provided with 4 fruit bearing saplings, thus 4.56 lakh saplings have been planted.

Block nurseries have been raised in all the 385 blocks to facilitate the Massive Tree Plantation.

#### **4.1.4.4. Rural Schedule of Rates**

According to Schedule I Para 7 of the MGNREG Act, 'when wages are directly linked with the quantity of work, the wages shall be paid according to the Schedule of Rates fixed by the State Government for different types of work every year in consultation with the State Council'. Tamil Nadu was one of the first State to arrive at a SoR (G.O (Ms) No. 110, RD & PR (CGS-1) Department, Dated:15.11.2012) after conducting a Special Time and Motion Study.

A Special Rural Schedule of Rates was also arrived for undertaking Plantation activities in G.O (Ms) No. 104, RD & PR (CGS-1) Department, Dated: 09.11.2012

Based on this special effort of Tamil Nadu most of the States have adopted the Special RSoR for disabled population with special categories of work, for their State and an amendment had been carried out in Schedule-I to have separate Schedule of rates for the People with disabilities, by the Government of India.

Considering the fact that 83% of Workers under MGNREGS are Women and taking into account the lead and lift of the earthwork, a new Rural Schedule of Rate has been prepared and ordered vide G.O (Ms) No. 29, RD & PR (CGS-1) Department, Dated: 28.03.2013 wherein for works undertaken in hard rock surface, the quantity fixed to unearth has been reduced from 57 cuft. to 42 cuft. Now, the MGNREGS worker can earn full wage rate if the outturn is 37 Cuft. as per G.O.No. 25 RD & PR (CGS-1) Dept. dt. 27.2.2014.

#### **4.1.5.1. Building Works**

During the year 2015-16, construction of 3890 Village Panchayat Service Centres, 7.5 lakh IHHLs have been taken up. Further, during the year 2016-17, 7.5 lakh IHHLs, 1000 Anganwadi centres have been taken up.

#### **4.1.5.2. Solid Waste Management in convergence with MGNREGS**

The Ministry of Rural Development, Government of India have issued amendments to Schedule I and Schedule II vide Notification

dated 3rd January, 2014 and included "Solid and liquid waste management" as one among the works to be taken up under 4(1)(IV) Category D: Rural Infrastructure (i) Rural Sanitation related works. In the above guidelines in Appendix 2, the GoI have permitted for the execution of Solid and Liquid Waste Management (SLWM) activities.

In accordance with the provisions under Schedule-I of the Mahatma Gandhi National Rural Employment Guarantee Act 2005, a Time and Motion study was conducted for fixing Rural Schedule of Rates(RSoR) for the implementation of SWM activities.

As per the Guidelines issued by the Government of Tamil Nadu, Solid Waste Management activity was implemented initially in 2,000 Village Panchayats in Phase-I, 7,000 Village Panchayats in Phase-II and 3524 Village Panchayats in Phase-III. MGNREGS workers are being engaged as "Thooimai Kaavalars" at the rate of one worker per 150 households for SWM activities viz. for collection of waste from door to door, transportation and segregation before final

disposal. Each Thooimai Kavalar is engaged for 100 days only in rotation.

Three compost pits are dug under MGNREGS, 2 for bio-degradable wastes in succession and 1 for Non bio-degradable waste.

As per the detailed Time and Motion Study conducted, the Rural Schedule of Rates for SWM activities were drawn up (G.O.(Ms)No.87 Rural Development and Panchayat Raj (CGS-1 ) Department dated 08.06.15). In densely populated plain areas, each Thooimai Kavalar covers 75 households and collects 40 kg waste and in hilly areas, each Thooimai Kavalar has to cover 50 households and collect 30 kg waste.

In the case of sparsely populated, plain areas, each Thooimai Kavalar covers 50 household and collects 30 kg waste while in hilly area, each Thooimai Kavalar covers 30 households and collects 20 kg waste.

#### **4.1.5.3. Desiltation of PWD Channels**

In order to harvest the rain water, to effectively convey the runoff water to the PWD

tanks and as a measure to restore the original capacity of the water bodies and increase underground water table and to recharge, desilting of 10,000 Kms of C & D Channels of PWD were taken up.

#### **4.1.6. New Initiatives during 2016-17**

##### **4.1.6.1. Dug wells**

In order to encourage irrigation activities on the lands of individual farmers and to increase the acreage under cultivation, construction of 250 individual wells and 250 group wells have been taken up on lands belonging to Scheduled Castes / Scheduled Tribes, Small and Marginal Farmers.

##### **4.1.6.2. Vermicompost Units**

Vermicomposting is a method for producing bio fertilizers. This bio compost is used as source material for Vermicomposting. This bio fertilizer is used in Massive Tree Plantation and used locally by the village. Excess compost over and above the need of the Village Panchayat for planting is sold by the District Supply & Marketing Society (DSMS) functioning under Tamil Nadu State



Rural Livelihood Mission (TNSRLM) and the income deposited in the Village Panchayat account. Vermicompost is also sold to other farmers and general public.

385 Vermicompost units have been completed at the rate of one per block during 2016-17.

#### **4.1.7.Payment of Wages through Banks/ PFMS**

Payment of wages to MGNREGS workers was initiated through the electronic Fund Management System (e-FMS) during the year 2013-14 in order to ensure payments without any delay and from 1.4.2014 onwards the wages of all the workers in the State have been credited only through e-FMS.

The State moved to Single Nodal Bank Account System and payments were made through PFMS platform from 10.04.2015. Since 07.11.2016, the State switched over to National electronic Fund Management System (Ne-FMS) wherein the wages are credited to the beneficiaries Bank accounts directly from Government of India.

#### **4.1.8. Aadhaar Seeding for all MGNREGS Workers' accounts**

To enable the crediting of wages to MGNREGS worker's account using Aadhaar Based Payment System (ABPS), the seeding of the Aadhaar numbers of all MGNREGS workers has been undertaken in NREGA website. The link with Aadhaar numbers is expected to provide real time database of MGNREGS apart from allowing faster and more transparent transfer of wages to workers.

Out of total 84.80 lakh active beneficiaries in the State, Aadhaar numbers have been seeded for 82.29 lakh (97%) beneficiaries. So far, Aadhaar based payment has been made to 56.10 lakh (66%) beneficiaries.

#### **4.1.9. Geo-tagging of Assets**

The objective of GeoMGNREGA is to create a Geographical Information System (GIS) solution to visualize, analyze and explore the data of assets created under the MGNREGA. It essentially enables to view the assets created under MGNREGA across India

on a map. GeoMGNREGA leverages 'Bhuvan', the software platform developed by National Remote Sensing Centre (NRSC) of Indian Space Research Organisation (ISRO) for this purpose. While the data of assets is taken from the NREGASoft application of Ministry of Rural Development, the unique capabilities of NREGASoft and Bhuvan are integrated into one Geospatial Asset Management & Planning tool and is named as 'GeoMGNREGA'.

#### **4.1.10. Awards for MGNREGS**

##### **a) National Award for the State**

Awards for the Best performing States have been initiated for the first time during the year 2012-13 under 3 categories by Government of India. Out of these, **Tamil Nadu had bagged the Best Performing State Award in the category of "Social Inclusion"**.

In the year 2014-15, **Tamil Nadu had bagged the Best Performing State Award in the category of "Sustainable Livelihoods through Convergence"**. **Tamil Nadu had also bagged Award in the**

**Category of “Exhibition on Best practices”  
under MGNREGA.**

**b) National Awards for Districts and  
Village Panchayats**

Every year Government of India identifies and awards the best performing Districts and best performing Village Panchayats under MGNREGS at the National level. Awards received for Best performance during the years from 2011-12 to 2015-16 are as follows:

**Table 4.2  
National Awards for Districts and Village  
Panchayats**

<b>Year</b>	<b>District Award</b>	<b>Village Panchayat Award</b>
2011-12	1.Thanjavur 2.Tiruchirapalli	1. Kadambadi Village Panchayat, Suler Panchayat Union, Coimbatore District
2012-13	1.The Nilgiris	1. Thanikkottagam Village Panchayat, Vedaranyam Panchayat Union, Nagapattinam District.
2013-14	1.Theni	1. F.Keelaiyur Village Panchayat, Manapparai Panchayat Union, Tiruchirapalli District.
2014-15	1. Tiruvallur 2. Pudukottai	-
2015-16	1. Madurai	

#### **4.1.12. Scheme implementation during 2017-18**

Ministry of Rural Development has directed to undertake Mission Water Conservation through MGNREGS under the overall framework of PMKSY. This includes construction of farm pond, water harvesting structures, small check dams and contour bunding etc.,

Mission Water Conservation is an effort to use Mahatma Gandhi National Rural Employment Gurantee Scheme (MGNREGS) resources for Water Conservation in scientific and technologically credible manner. Its intention is to drought proof Gram Panchayats through effective "Ridge to Valley Treatment" and through community participation and by utilising the labour component under MGNREGS.

DIPs present holistic irrigation development perspective of the district and will form the compendium of all existing and proposed water resource network system in the district. DIPs have been prepared in all the districts.

As per the Mission Water Conservation Guidelines, The Annual Action Plan/Labour Budget for MGNREGS is duly incorporated in DIPs and that atleast 65% of expenditure under MGNREGS shall be on Natural Resource Management works in the 200 over exploited and critical blocks.

As per Schedule-I of MGNREGA, 153 types of works are listed, out of which 100 are related to Natural Resource Management and 71 pertains to water sources. The District Planning Committee prepares the priority list of works required by the area in consultation with CGWB, PWD, Agriculture, Agri engineering departments, TAWDEVA, IIT, Agricultural University and other Technical institutions on the basis of DIPs.

#### **4.1.13. Social Audit**

Social Audit is a comprehensive audit done by the people with the guidance of the Social Audit staff. Apart from financial aspects, it looks at processes and Social, equity and performance aspects. It is an information, Education and communication (IEC) tool, which

enforces transparency and accountability and promotes participation of stakeholders in all stages (planning, design, implementation and evaluation) of development initiatives. Recognizing its importance, MGNREGA mandated Social Audit once in 6 months and the MGNREG Audit of Scheme Rules 2011 laid down the procedure for systematic conduct of Social Audit.

#### **4.1.14. Establishment**

1. As per G.O.(Ms) No.64, RD&PR Department dated: 27.07.2012, an independent Social Audit Unit with a Director in the cadre of Additional Director drafted from Rural Development and Panchayat Raj Department was established in the year 2013. Director is being assisted with two Joint Directors and one Assistant Director from Rural Development and Panchayat Raj Department along with support staff.
2. Social Audit Unit was registered as "Social Audit Society of Tamil Nadu" (SASTA) on 9<sup>th</sup> January 2013 under Tamil Nadu Registration of

Societies Act 1975 according to the G.O.(Ms) No.125, RD&PR Department dated: 21.12.2012 in which the by-laws for the formation of SASTA was approved.

### **Staff at District and Block level**

District Resource persons	: 31 Nos	DRPs have to monitor the conducting of Social Audits in respective Districts and submit the findings and special reports if any to the Director of Social Audit.
Supporting Staff	: 31 Nos	To assist the District resource Person at the District Head Quarters in the day to day activities.
Block Resource Persons	: 770 Nos	BRPs facilitate the Social Audits in Village Panchayats as per the Annual Calendar and submit the findings in the Gram Sabha.

### **Capacity Building**

The Social Audit Society of Tamil Nadu has provided exhaustive training on the importance, necessity and process of Social Audit to RD&PR Department officials, Village Panchayat Presidents, Ward Members of all tiers of Panchayats and Village Panchayat Secretaries. Five Phase training programmes



covering 24,874 stakeholders have been conducted during the year 2013-14 and 92,109 elected representatives of rural Local Bodies were given training during the year 2014-15 on Social Audit. Altogether 1,16,983 persons were given training on Social Audit.

SASTA has brought out 6 training manuals; 2 for Training of Trainers' Programmes, 1 for Village Panchayat Presidents, 1 for Village Panchayat Secretaries, 1 for Village Panchayat Ward members & 1 for RD&PR Department officials. Also, leaflets have been distributed to the stakeholders for awareness creation.

#### **4.1.16. Training imparted to Resource Persons**

To improve the calibre of the Resource Persons, 30 days training programme was conducted on Social Accountability and Social Audit in 4 rounds starting from 02.11.2016 in State Institute of Rural Development and Panchayat Raj, Maraimalai Nagar & Regional Institutes of Rural Development and Panchayat Raj at T. Kallupatti, Bhavanisagar, S.V. Nagaram & Pattukottai covering 29 District

Resource Persons, 22 Supporting Staff & 647 Block Resource Persons. Altogether 698 Resource Persons were imparted training.

### **Conducting of Social Audit**

As an introduction to the process of Social Audit to the District and Block Resource persons to understand the concept of Social Audit, Pilot Social Audit was conducted in 1,140 Village Panchayats from 24.01.2015 to 07.03.2015 by engaging the newly recruited Resource persons.

In lieu with the MGNREGA Rules 2011, Annual Calendar for conducting Social Audit for the year 2015-16 was prepared and 8,344 out of 12,523 Village Panchayats were audited for the financial year 2014-15. For the remaining 4,179 Village Panchayats Social Audit have been completed during the year 2016-17. Social Audit Calendar has been prepared for the year 2016 -17 to audit the Village Panchayats for the financial year 2015-16 and as on 31.03.2017 Social Audit completed in 9,821 Village Panchayats. Further Social Audit calendar for the year 2017-18 has been prepared and upto 23.5.2017, out of 12,523

Village Panchayats for the financial year 2016-17. Social Audit conducted in 2348 village panchayats and also out of pending 2,702 panchayats in the previous years, social audit conducted in 1,514 village panchayats.

#### **4.1.18. Impact of Social Audit**

Since the Social Audit is being conducted by the people who were the beneficiaries also, the impact of Social Audit is tremendous both among the beneficiaries and the implementing agencies. Deliberations that take place during the Special Gram Sabhas organized for Social Audit were like public hearing of the implementation of the MGNREGS and this turns as a Awareness Campaign that make the workers aware of their rights and entitlements. Immediate rectifications of the findings of the Social Audit were taking place in these Gram Sabhas itself. Besides, maintenance of records at Village and Block levels has improved and the importance of Social Audit Gram Sabha has been realized by all.

## **4.2. Pradhan Mantri Awaas Yojana (Gramin)**

The Centrally sponsored housing scheme Indira Awaas Yojana (IAY) has been revamped and renamed as Pradhan Mantri Awaas Yojana (Gramin) PMAY(G) from the year 2016-17.

The focus under PMAY(G) would be on construction of quality and disaster resilient houses by the beneficiaries by using cost effective, appropriate and innovative technologies.

Socio-Economic Caste Census-2011 (SECC-2011) data is used as basis to identify the beneficiaries through Grama Sabha.

60% of total target under PMAY(G) should be earmarked to SC/ST, 40% for others category (including minorities). In both the categories 3% of allocation should be made for physically challenged persons. The Plinth area of each house is 269 Sq. Ft.

The Government of India unit cost for a house is Rs.1.20 lakh. The funding for the scheme is shared between Central and State Government in the ratio of 60:40 (Central

share Rs.72,000 and State share Rs.48,000). The Government of Tamil Nadu provides Rs.50,000 for RCC roofing cost from the State funds, in addition to the unit cost. Hence, the total unit cost of a house under PMAY(G) 2016-2017 in Tamil Nadu is Rs.1.70 lakh.

In addition to the unit cost, each beneficiary shall be paid the notified wage rate under MGNREGS towards utilisation of 90 person days for the construction of the house.

Further, a sum of Rs.12,000 is provided to the beneficiary for construction of Individual House Hold Latrine (IHHL) in convergence with MGNREGS.

Since 2015-2016, payments to the beneficiaries are being credited to their bank account through Public Financial Management System (PFMS).

A new grievance redressal mechanism named Appellate Committee has been introduced in PMAY(G) and constituted at District level to consider the complaints of the beneficiaries regarding the inclusion / exclusion

of their names in the beneficiary list and resolve the same.

Under PMAY (G), the Government of India has allotted 1,31,831 houses to Tamil Nadu for the year 2016-2017 initially and this allotment was increased by 45,507 houses and thus total allotment of houses was increased to 1,76,338 houses for the year 2016-2017 at a cost of Rs.2997.75 crore, are being under construction.

During the Financial year 2017-2018, 1,30,214 houses will be constructed at a cost of Rs.2213.64 crore.

### **4.3. Member of Parliament Local Area Development Scheme (MPLADS)**

The Member of Parliament Local Area Development Scheme (MPLADS) provides infrastructure facilities with a view to bridge the gaps existing in the infrastructure facilities in Rural and Urban areas. Government of India is allocating Rs.5 crore per annum per Member of Parliament from 2011-12 under this scheme. In Tamil Nadu, Rural Development and Panchayat Raj Department is the Nodal Department for implementation of the scheme.

The District Collectors accord administrative sanction for the works proposed by the MPs. The guidelines contain an illustrative list of works that can be taken up and a 'negative list of works' which are not permitted under this scheme. Maintenance works of any type like desilting of ponds, rivers, tanks, canals, etc, are not permitted under MPLADS.

Various works have been taken at a cost of Rs.295 Crore in various categories under MPLADS during 2016-17 as shown in the table below :

**Table 4.5**  
**Details of works taken under MPLADS**

Sl. No	Category of works	No.of works
1	Buildings	503
2	Road	807
3	Water Supply	333
4	CD and Irrigation works	861
5	Others	1211
	<b>Total</b>	<b>3715</b>

## 4.4 Pradhan Mantri Gram Sadak Yojana (PMGSY)

The Pradhan Mantri Gram Sadak Yojana was launched in the year 2000 by Government of India to provide all-weather road connectivity to unconnected habitations with a population of more than 500. Since 2015-16, PMGSY is being implemented on a fund sharing basis with 60% Central share and 40% State share.

### PMGSY Phase I to VII

Upto PMGSY Phase VII (i.e. from 2000 to 2008), 4,946 road works have been completed.

**Table 4.6**

Sl. No	Phase	Year	Nos.	Length (in Km)	Value (Rs in crore)
1	I	2000-01	862	1,442.12	152.91
2	II	2001-02	444	795.09	114.27
3	III	2003-04	491	1,096.40	159.07
4	IV	2004-05	393	778.31	111.35
5	V	2005-06	365	799.59	170.84
6	VI	2006-07	810	2,049.02	459.82
7	VII	2007-08	1,581	3,010.32	853.72
<b>Total</b>			<b>4,946</b>	<b>9,970.85</b>	<b>2,021.98</b>



## **PMGSY Phase VIII to X (2012-13 to 2016-17)**

Since 2012-13, a total 5,409.17 Km length of Village Panchayat, Panchayat Union and Other District Roads (ODRs) and 73 bridges were taken for improvement at a cost of Rs.2241.81 crore. This includes a state share of Rs.755.89 crore.

In addition to this, the State Government has sanctioned an amount of Rs.141.54 crore towards 5 year post-completion maintenance of these roads.

The year wise and phase wise details of road and bridges works taken under PMGSY in the last 6 years are given below:

**Details of Road and Bridge Works taken  
under  
PMGSY in the last 6 years  
Table 4.7.**

<b>Sl. No</b>	<b>Phase</b>	<b>Year</b>	<b>Nos.</b>	<b>Length (in Km)</b>	<b>Value (Rs in crore)</b>
1	VIII	2012-13	1,340	3,090.90	1,128.74
2	IX	2014-15	405	951.47	354.63
3	X	2016-17	605	1,366.80	758.44
<b>Total</b>			<b>2,350</b>	<b>5,409.17</b>	<b>2,241.81</b>

## **PMGSY II**

Government of India introduced Pradhan Mantri Gram Sadak Yojana II (PMGSY II) in 2013 and has issued detailed guidelines. PMGSY II envisages consolidation of the existing Rural Road Network to improve its overall efficiency as a provider of transportation services for people, goods and services. The objective of PMGSY II is to take up upgradation of Through Routes (TRs) and Major Rural links (MRLs) based on the utility value of the roads and their role in the growth of rural market centres and rural hubs.

As per PMGSY II guidelines, the states which have awarded 100% of new connectivity works and 75% of upgradation works under PMGSY I are eligible for moving to PMGSY II. Tamil Nadu by virtue of fulfilling the above conditions is eligible to take up road works under PMGSY II. These guidelines also stipulate that the proposals under PMGSY II shall be based on District Rural Road Plan (DRRP) prepared as per 2011 census.

Accordingly, the state has completed the preparation of District Rural Roads Plan (DRRP)

as per 2011 Census and prepared the Comprehensive Upgradation cum Consolidation Priority List (CUCPL). The DRRP and CUCPL were approved by the State Level Standing Committee (SLSC) on 13.03.2017. Based on the same, Tamil Nadu has submitted proposals to Government of India for the improvement of Rural Roads and Construction of bridges.

#### **4.5 Swachh Bharat Mission (Gramin)**

Realizing that Sanitation and clean environment is one of the most important development indicator, Total Sanitation Campaign (TSC) was introduced in 1999. It was extended to all Districts by 2004 to accelerate sanitation coverage in rural areas and achieve the goal of providing toilet to all the households by 2012.

Total Sanitation Campaign was renamed as Nirmal Bharat Abhiyan (NBA) w.e.f. 1.4.2012 and revised guidelines was issued by Government of India. The incentive provided under the scheme for construction of Individual Household Latrines (IHHL) for Below Poverty Line (BPL) Households was also extended to

Above Poverty Line (APL) Households, but restricted to SCs/STs, Small and Marginal farmers, Landless Labourers with homestead, Differently Abled and Women Headed households.

On 2<sup>nd</sup> October 2014, as a tribute to Mahatma Gandhi on his 150<sup>th</sup> Birth Anniversary, the Government of India launched SBM(G) the successor programme of NBA to accelerate the efforts to achieve universal sanitation coverage and to achieve Swachh Bharat by 2019.

**Objective of the Scheme:**

The main objectives of the SBM(G) are as under:

- a) bring about an improvement in the general quality of life in the rural areas, by promoting cleanliness, hygiene and eliminating open defecation.
- b) accelerate sanitation coverage in rural areas to achieve the vision of Swachh Bharat by 2<sup>nd</sup> October 2019.

- c) motivate Communities and Panchayat Raj Institutions to adopt sustainable sanitation practices and access facilities through awareness creation and health education. Encourage cost effective and appropriate technologies for ecologically safe and sustainable sanitation.
- d) develop wherever required, Community managed sanitation systems focusing on scientific Solid & Liquid Waste Management systems for overall cleanliness in the rural areas.

### **Components of Swachh Bharat Mission (Gramin)**

Individual Household Latrine, Community Sanitary Complex and Solid and Liquid Waste Management are the important components of SBM (G).

#### **(a) Individual Household Latrines:**

A duly completed household sanitary latrine shall comprise of a Toilet Unit including a substructure, a super structure with water facility. The Mission aims to ensure that all rural families have access to toilets.

The incentive amount provided under SBM (G) to BPL and identified APL households is Rs. 12,000 for construction of one unit of IHHL. The Government of India has revised the sharing pattern between Centre and State as 60:40 i.e., Rs.7,200 Central share & Rs.4,800 as State share from 2015-16 onwards.

From the year 2013-14 to 2016-17, 27.48 lakh IHHLs have been constructed. This Scheme will be continued during the year 2017-18.

### **Construction of IHHL under MGNREGS:**

Individual Household Latrine works can also be taken up under Mahatma Gandhi National Rural Employment Guarantee Scheme (MGNREGS) independently, with the unit cost of Rs. 12,000. This scheme will be continued during 2017-18.

### **b) Solid and Liquid Waste Management (SLWM):**

SLWM is one of the components of SBM(G) programme. The total assistance for SLWM projects under SBM(G) shall be worked

out on the basis of total number of households in each Village Panchayat.

### **(c) Community Sanitary Complex**

Community Sanitary Complexes comprising an appropriate number of toilet seats, bathing cubicles, washing platforms, wash basins etc., are set up in a place in the village acceptable and accessible to all. The maximum support per unit prescribed for a Community Sanitary Complex is Rs.2 lakh. It is shared between the Central, State & the Community in the ratio of 60:30:10.

### **4.6. National Rurban Mission (NRuM)**

National Rurban Mission (NRuM) was launched by Government of India on 16.09.2015 aiming at developing cluster of villages with facilities perceived to be essentially urban in nature, thus creating of "Rurban villages". The objective of the National Rurban Mission (NRuM) is to stimulate local economic development, enhance basic services and create well planned Rurban clusters.

## Criteria for Selection of Rurban Cluster:

As per National Rurban Mission Guidelines, a 'Rurban Cluster' would be a cluster of geographically contiguous villages within a population of about 25,000 to 50,000 in plain area.

Non-Tribal and Tribal are two categories of clusters under NRuM. For selection of Non-Tribal cluster, Ministry of Rural Development, New Delhi has prescribed the following norms.

	<b>Weightage</b>
<ul style="list-style-type: none"><li>• Decadal growth in rural population</li></ul>	80 %
<ul style="list-style-type: none"><li>• Rise in land values</li></ul>	
<ul style="list-style-type: none"><li>• Decadal increase in non farm work force participation</li></ul>	
<ul style="list-style-type: none"><li>• % of enrollment of girls in secondary schools</li></ul>	
<ul style="list-style-type: none"><li>• % Households with bank accounts under Pradhan Mantri Jan Dhan Yojana (PMJDY)</li></ul>	20 %
<ul style="list-style-type: none"><li>• Performance in Swatchh Bharat Mission (Gramin)</li></ul>	

The Government of India has approved the following 5 non-tribal clusters under National Rurban Mission (NRuM) in Phase - I.

1. Kuthambakkam cluster in Tiruvallur District.



2. Vaniyankudi cluster in Sivagangai District.
3. Velayuthampalayam cluster in Tiruppur District.
4. Madukkarai cluster in Coimbatore District.
5. Suthamalli cluster in Tirunelveli District.

Further, 3 additional non tribal clusters have been selected under Phase - II of NRuM in Tamil Nadu.

1. Singaperumalkovil cluster in Kancheepuram District.
2. Koilpappakudi cluster in Madurai District.
3. Thirumalaisamudram cluster in Thanjavur District.

### **Constitution of State Level Empowered Committee:**

The State Level Empowered Committee was constituted and notified vide G.O.Ms.No.14 RD & PR (CGS-2) Department dated.30.1.2016 as suggested by Government of India.

### **Setting up of District level committee:**

To facilitate the implementation of National Rurban Mission (NRum), District Project Management Unit (DPMU) headed by District Collectors had been formed at the District Level. Further District Level Committee has been formed by the District Collectors of Tiruvallur, Sivagangai, Tiruppur, Coimbatore and Tirunelveli respectively in the mission district. The District Level Committee consists of Project Director DRDA, and important line department officials of the District.

### **Preparation of ICAP :**

The District Collector Tiruvallur, Sivagangai, Tiruppur, Coimbatore and Tirunelveli, had approved Integrated Cluster Action Plan (ICAP) including Critical Gap Fund and convergence scheme. The Integrated Cluster Action Plan for 5 Clusters was duly approved in the meeting of 3<sup>rd</sup> National Level Empowered Committee on 27.9.2016. The State Level Empowered Committee has also approved the Integrated Cluster Action Plan (ICAP) and Detailed Project Report (DPR).

## **Funding Pattern:**

Government of India provided Critical Gap Fund to the clusters to supplement the short fall in funding available through various Government schemes in achieving the outcomes desired for the cluster. For plain areas, the CGF will be capped at 30% of the Project Capital expenditure or Rs.30 crore, whichever is less.

The Rurban Mission is executed with a financial sharing pattern of 60:40 (Central and State Government). The Government of India has released a sum of Rs.1.75 crore for the preparation of ICAP to 5 phase I clusters and Rs.1.05 crore for 3 phase II clusters at the rate of Rs. 35 lakhs per cluster. Further the funds under Rurban Mission, for the period of 3 years (2016-2017,2017-2018 & 2018-2019) will be released as stated below.

### **(Rs. in Crore)**

<b>Sl. No.</b>	<b>Financial Year</b>	<b>Central Share (per Cluster)</b>	<b>State Share (per Cluster)</b>	<b>Total (per Cluster)</b>	<b>Total (for 5 Cluster)</b>
1	2016-17	5.40	3.60	9.00	45.00

Sl. No.	Financial Year	Central Share (per Cluster)	State Share (per Cluster)	Total (per Cluster)	Total (for 5 Cluster)
2	2017-18	5.40	3.60	9.00	45.00
3	2018-19	7.20	4.80	12.00	60.00
<b>Total</b>		<b>18.00</b>	<b>12.00</b>	<b>30.00</b>	<b>150.00</b>

For the year 2016 -17 Government of India has released Rs.27 crore towards 60% of Central share under Critical Gap Fund. The Government of Tamil Nadu allocated Rs.45 crore which includes the 40% State share of Rs.18 crore and 60 % share of Rs.27 crore under NRuM.

The CGF and convergence fund will be utilized for the works under the components such as skill development training linked to economic activities, Agro processing, Health, Education, Sanitation, Water supply , Solid and Liquid Waste Management, Village street and drains, Street light, Inter village road connectivity, Public Transport, LPG gas, Digital Literacy and Citizen service centre in each cluster.

#### **4.7. Saansad Adarsh Gram Yojana (SAGY)**

Saansad Adarsh Gram Yojana (SAGY) has been launched by Government of India on 11.10.2014. The guidelines of Saansad Adarsh Gram Yojana (SAGY) have been made available in the web-site [www.saanjhi.gov.in](http://www.saanjhi.gov.in)

Saansad Adharsh Gram Yojana aims at holistic development of people by all walks of life through convergence. The Village Panchayat is the basic unit for implementation of the scheme. Each Member of Parliament should identify one Village Panchayat with a population of 3000-5000 in plain areas and 1000-3000 in hilly tribal and difficult areas. However, in districts where this unit size is not available, Village Panchayats approximating the desirable population size can be chosen. The Member of Parliament is vested with liberties to identify a suitable Village Panchayat for being developed as model Village Panchayat (Adarsh Gram), other than his/her own village or that of his/her spouse. The Lok Sabha MP has to choose a Village Panchayat from within his / her constituency and Rajya Sabha MP a

Village Panchayat from the rural area of a District of his / her choice in the state from which he / she is elected. Nominated MPs may choose a Village Panchayat from the rural area of any District in the country. In case of urban constituencies, (where there are no Village Panchayats), the Member of Parliament will identify a Village Panchayat from a nearby rural constituency. The MP will identify one Village Panchayat to be taken up immediately, two others to be taken up a little later. Primarily, the goal is to develop 3 model Village Panchayats by March 2019, of which one would be achieved by 2016. Thereafter, 5 such model Village Panchayats (one per year) will be selected and developed by 2024.

The Government have constituted the State Level Empowered Committee under the Chairmanship of the Chief Secretary to Government with members vide G.O.(Ms) No.23, Rural Development & Panchayat Raj (CGS.II) Department, dt.13.2.2015.

The development of Village Panchayats identified under SAGY is intended to take place through convergence and implementation of

existing Government schemes and programmes without allocating additional funds or starting new infra structure or construction schemes. "The resources should be used in a convergent and integrated manner to generate maximum synergy. In respect of Central Sector / Centrally Sponsored Schemes / Programmes, the Ministries / Departments concerned will take appropriate action to make suitable changes in the guidelines to enable priority to be given to the Adarsh Gram".

A number of State schemes are also required to be converged with this scheme for maximising outcomes.

#### **4.8. National Bio-Gas and Manure Management Programme (NBMMP)**

This is a centrally sponsored scheme which aims at effective use of organic waste and converting it into renewable energy.

The objectives of the schemes are

- i. to provide clean gaseous fuel mainly for cooking purposes and organic manure to rural and semi urban households through family type bio gas plants

- ii. to mitigate drudgery of rural women, reduce pressure on forests and accentuate social benefits
- iii. to improve sanitation in villages by linking sanitary toilets with biogas plants
- iv. to provide bio digested slurry (liquide / semi-solid and dried) as an upgraded source of enrichment for manure to reduce and / or supplement use of chemical fertilizers; by linking biogas digested slurry with enrichment units such as vermi-composting plants
- v. to meet 'lifeline energy' needs for cooking as envisaged in "Integrated Energy Policy" report of the Planning Commission.

This scheme is 100 % funded by the Central Government.



**The Subsidy components are detailed below:**

<b>Sl.No.</b>	<b>Description</b>	<b>Subsidy for Family Type Bio-Gas Plants under NBMMP (1 TO 6 Cubic Metre</b>	
		<b>1 Cubic Metre (Rs.)</b>	<b>2-6 Cubic Metre (Rs.)</b>
1	General Category	5,500	9,000
2	SC/ST Category	7,000	11,000
3	Hilly areas	7,000	11,000
4	Addl.subsidy for toilet linked Bio-Gas Plant	1,200 per plant	
5	Turn Key Job fee	1,500 Per plant	

Annual target under this scheme is fixed 300 plants for the year 2016-17 and installation works are under progress.

## **5. HUMAN RESOURCES DEVELOPMENT**

## 5.1. Gazetted Establishment

Rural Development & Panchayat Raj Department is responsible for the creation of rural infrastructure, maintenance of basic amenities, road connectivity, sanitation, housing, livelihood and local governance. All these activities are planned, executed and monitored through the officials and staff of the department.

**Table 5.1**

### **Category wise Staff Strength**

Government Employees – Gazetted  
Establishment

<b>Sl. No.</b>	<b>Name of the Post</b>	<b>Sanctioned Strength</b>	<b>Scale of Pay</b>
1.	Additional Director of Rural Development	19	Rs.37400-67000+G.P.8800
2.	Joint Director	89	Rs.15600-39100+G.P.7600
3.	Assistant Director	406	Rs.15600-39100+G.P.5400
4.	Block Development Officer	1036	Rs.9300-34800+G.P.5100+ Special Allowance Rs.1000
	<b>Total</b>	<b>1550</b>	

The Government have sanctioned adequate cadre strength and ensures that the entitled benefits to the staff are granted and taken care of.

- There are 19 Additional Directors working in Rural Development and Panchayat Raj Department and among them 3 Additional Directors are on deputation to other departments.
- There are 89 Joint Directors under the administration of Rural Development and Panchayat Raj Department among them 14 Joint Directors are on deputation to other departments.
- 406 Assistant Directors are working in Rural Development and Panchayat Raj Department and among them 2 Assistant Directors working in other departments.

Villuppuram, Tiruvannamalai, Vellore, Kancheepuram and Cuddalore districts have more than 600 Village Panchayats each. Therefore in these districts, additional posts of Assistant Director (Audit) and Assistant Director (Pts) have been created and posted.

## **5.2. Engineering Establishment**

A total of 5,280 technical officers are employed in Rural Development and Panchayat

Raj Department in the Engineering Establishment.

**Table 5.2  
Category Wise Technical Officers  
Strength**

<b>Sl. No.</b>	<b>Name of the Post</b>	<b>Sanctioned Strength</b>	<b>Scale of Pay</b>
1.	Superintending Engineer	2	Rs.37400-67000+G.P. 8700
2.	Executive Engineer	45	Rs.15600-39100+G.P. 6600
3.	Assistant Executive Engineer	189	Rs.15600-39100+G.P. 5400
4.	Assistant Engineer	947	Rs.9300-34800+G.P. 5100
5.	Senior Draughting Officer	34	Rs.9300-34800+G.P. 5100
6.	Junior Engineer	311	Rs.9300-34800+G.P. 4400
7.	Overseer/JDO	2603	Rs.9300-34800+G.P. 4200
8.	Road Inspector	1149	Rs.5200-20200+G.P. 2400
<b>Total</b>		<b>5280</b>	

- There are 38 Executive Engineers working in Rural Development and Panchayat Raj department and 7 Executive Engineers working in other departments.

- 178 Assistant Executive Engineers are working in Rural Development and Panchayat Raj department and 11 Assistant Executive

Engineers are on deputation to other departments.

- There are 947 Assistant Engineers, 311 Junior Engineers, 34 Senior Draughting Officers, 2,603 Overseers / Junior Draughting Officers are working in Rural Development and Panchayat Raj Dept. Further, Government in G.O.(Ms) No.49, RD & PR (E3) Dept., dt:31.03.2015 have issued order merging Road Inspector Grade-II and Road Inspector Grade-I as Road Inspector and 1149 Road Inspectors are working in the Department.

### **5.3.Deputation of Senior Officers to other Departments**

The Senior Officers of this Department in the cadre of Additional Director, Joint Director, Executive Engineer, Assistant Director and Assistant Executive Engineer have also been deputed to other Departments / Agencies such as Special Programme Implementation Department, TWAD Board, State Planning Commission, Animal Husbandry, Dairying and Fisheries Department, Tamil Nadu Electricity Board, Tamil Nadu Watershed Development

Agency, Mono Rail Project, Entrepreneurship Development Institute, Gulf of Mannar Bio-sphere Reserve Trust, Social Welfare and Noon Meals Programme Department, Tamil Nadu Adi Dravidar Housing & Development Corporation Limited (TAHDCO), Tamil Nadu Veterinary and Animal Science University (TANUVAS), Tamil Nadu Co-operative Milk Producers Limited (Aavin), Chennai Metropolitan Development Agency (CMDA), Directorate of Town Panchayat, Tamil Nadu Health System Project (TNHSP), National Rural Road Development Agency etc. Such multiple exposure knowledge and experience of the officers and enables them to shoulder higher responsibilities.

#### **5.4. Non-Gazetted Establishment**

The establishment matters relating to staff in the cadre of Deputy Block Development Officer, Assistant, Junior Assistant, Steno-typist, Typist, Record Clerk, Office Assistant, Driver and other last grade servants are being taken care under Non-Gazetted Establishment. Apart from the above, the welfare of the employees of Panchayat Union and Village Panchayat are also

taken care. The sanctioned strength and the details of pay band of various categories of staff under Non Gazetted Establishment is tabulated below:

### Category of employees

Sl. No.	Designation of the Post	Sanctioned Strength	Scale of Pay
<b>a) Government employees</b>			
i)	Dy. Block Development Officer	3938	Rs.9300-34800 + GP Rs.4800+ PP Rs.500
ii)	Assistant	5563	Rs.5200-20200 + GP Rs.2800
iii)	Junior Assistant	3137	Rs.5200-20200 + GP Rs.2400
iv)	Steno Typist	182	Rs.5200-20200 + GP Rs.2800
v)	Typist	1042	Rs.5200-20200 + GP Rs.2400
vi)	Driver	899	Rs.5200-20200 + GP Rs.2400
vii)	Record Clerk	137	Rs.4800-10000+GP Rs.1400
viii)	Office Assistant	716	Rs.4800-10000+ GP Rs.1300
ix)	Night Watchman	128	Rs.4800-10000+ GP Rs.1300
x)	Masalji	14	Rs.4800-10000+ GP Rs.1300
<b>Category of Local body Employees</b>			
<b>b) Panchayat Union employees</b>			
i)	Driver	770	Rs.5200-20200 + GP Rs.2400
ii)	Record Clerk	387	Rs.4800-10000+GP Rs.1400
iii)	Office Assistant	1521	Rs.4800-10000+GP Rs.1300



iv)	Night Watchman	377	Rs.4800-10000+ GP Rs.1300
v)	Masalji	9	Rs.4800-10000+GP Rs.1300
<b>c) Village Panchayat employees</b>			
i)	Panchayat Secretary	12,524	Rs.2500-5000 GP Rs.500 Special Allowance Rs.500
ii)	Sanitary Worker/Sweeper	25,155	Rs.1300-3000 GP Rs.300 (3 Years completed) Rs.2000 consolidated Pay + DA Rs.40/- per half year (Others)
iii)	OHT Operator	35,548	Rs.2000 consolidated Pay + DA Rs.40/- per half year

## 1) Filling up of Vacancies

During the year 2016-17, through TNPSC 161 Junior Assistant, 101 Typist and 4 Steno typist Vacancies have been filled by direct recruitment. Vacancies which are falling under the basic services were also directly recruited through Employment exchange and by advertising through Newspapers. Regular promotions are being given to Office Assistant / Record clerk / Night Watchman and Panchayat Secretaries as Junior Assistants in 10% and 20% reservation categories respectively. During the

year 2016-17, under 10% reservation category 35 persons worked as Office Assistant/record Clerk/Night Watchman were promoted as Junior Assistants and 127 Panchayat Secretaries were promoted as Junior Assistants under 20% reservation category.

In addition to this, from the year 2011-12 to 2016-17, 1,236 Deputy Block Development Officers were promoted as Block Development Officers, 1,795 Assistants were elevated to the cadre of as Deputy Block Development Officers and 2,610 Typists / Junior Assistants were promoted as Assistants.

## **2) Compassionate ground appointment.**

The legal heirs of the deceased Government employees are appointed in the basic service or as Junior Assistant / Typist in Government service according to their qualification. This benefit has also been extended to the legal heirs of deceased Panchayat secretaries from the year 2016-17, on par with the legal heirs of deceased Government employees. So far, 649 legal heirs of deceased Government employees belonging to various categories have been provided with

compassionate ground appointment from the year 2011-12 to 2016-17.

### **3) Welfare of Village Panchayat employees**

The welfare of the employees of Village Panchayats have also been ensured by granting time scale of pay, special allowances, fixed travelling allowances, sanction and extension of maternity leave to 180 days to women panchayat secretaries, special pension, compassionate ground appointment etc., through many Government Orders from the year 2011 to 2016.

Government have enhanced the lumpsum amount granted on retirement, from Rs.50,000/- to Rs.60,000/- and special monthly pension from Rs.1,000/- to Rs. 1,500/- per month to the Village Panchayat Secretaries in G.O.(Ms) No. 141, RD & PR (E5) Dept. Dt. 25.11.16.

### **4) Zonal Dy BDO – a milestone in Rural Development and Panchayat Raj Department**

To enhance the efficiency of administration and to distribute the inequitable workload to all the Deputy Block Development Officers within the districts and blocks, the Government have modified the establishment of Deputy Block

Development Officers as Head Quarter Deputy Block Development Officers and Zonal Deputy Block Development Officers.

As a result of this, Zonal Deputy Block Development Officers are effectively guiding the Village Panchayat administration and implementation of various schemes. They also act as a bridge between the Village Panchayats and Panchayat Union administration.

## **5) Foundation Trainings in CSTI**

Acquiring procedural knowledge and skills through foundation training is important in the career of Junior Assistants and Assistants which also is a requirement for career progress. Therefore special efforts were taken to avoid the time lag and 1200 staff have completed their foundation training without further delay.

## **6) Absorption of Computer Assistants as Junior Assistants**

Computer Assistants recruited through Employment exchange and working under MGNREGS on consolidated pay for more than 5 years as on 30.09.2015 are ordered to be absorbed as Junior Assistants on regular time scale of pay after conducting a special qualifying

Test by TNPSC, vide G.O. (MS) No.37 Rural Development and Panchayat Raj (E5) Department dated 22.03.2017.

## **5.5. Capacity Building**

**Aristotle, a Greek philosopher aptly said "Excellence is an art won by training and habituation.....we are what we repeatedly do"**

Training is the backbone of any scheme or project. The success of any Government Programme, Scheme or Project depends **to a great extent on the effective Capacity Building and then on its efficient implementation.** Training develops skill, knowledge, competencies etc. improves capability, capacity, productivity, performance and effectiveness of the trainees.

Capacity building of elected Panchayat representatives and the officials is an essential element of the Panchayat Raj administration. They play a pivotal role for the socio-economic development of the rural masses through implementation of the various programmes and schemes. It helps them to upgrade their

knowledge and skills to perform their responsibilities efficiently and become more effective technical advisors and implementors of various initiatives aimed at the development of the rural areas and welfare of rural masses.

Capacity Building involves preparatory activities, building up of training infrastructure, developing a pool of resource persons, modules, mode of training the range of handholding activities, planning the logistics of implementation, monitoring, research and evaluation.

The State Institute of Rural Development and Panchayat Raj at the State level and 5 Regional Institutes of Rural Development & Panchayat Raj at Sathiyavijaya Nagaram in Tiruvannamalai district, Krishnagiri in Krishnagiri district, Pattukottai, in Thanjavur district, Bhavanisagar in Erode district and T.Kallupatti in Madurai district are training centres which are entrusted with the responsibility of capacity building of different tiers of staff of the department, elected representatives of the local self government administration and other stakeholders.

**Table 5.4**  
**Basic details of 5 RIRDs & PR.**

<b>Sl. No.</b>	<b>Name of the Institution</b>	<b>Name of the District</b>	<b>Name of Districts Covered</b>	<b>Year of Establishment</b>
1.	S.V.Nagaram	Tiruvannamalai	Kancheepuram, Villupuram, Tiruvallur, Cuddalore, Tiruvannamalai ( 5 districts)	1956
2.	Krishnagiri Dam	Krishnagiri	Krishnagiri, Namakkal, Salem, Dharmapuri, Vellore (5 districts)	1958
3.	Pattukottai	Thanjavur	Thanjavur, Tiruvarur, Nagapattinam, Tiruchirappalli, Pudukottai, ivagangai (6 districts)	1954
4.	Bhavanisagar	Erode	Erode, Coimbatore, Dindigul, The Nilgiris, Karur, Perambalur, Ariyalur, Tiruppur (8 districts)	1972
5.	T. Kallupatti	Madurai	Madurai, Theni, Virudhunagar, Ramanathapuram, Tirunelveli, Thoothukudi, Kanniyakumari (7 disticts)	1948

### **5.5.1. Participants for Regional Institutes of Rural Development and Panchayat Raj**

Regional Institutes of Rural Development and Panchayat Raj impart training to Officials and functionaries of the Rural Development and Panchayat Raj Department, Village

Panchayat Presidents, Secretaries and all other local government functionaries, self help Group members and Line Department Officials, etc.

### **5.5.2. Training Programmes**

The training programmes of the Regional Institutes include various topics viz., Tamil Nadu Panchayats Act, 1994, Panchayat Administration, maintenance of accounts, audit, various Schemes of Rural Development and Panchayat Raj Department, Sanitation, Solid Waste Management, Non-Conventional Energy, Stress Management, personality development, Social auditing of schemes, Computer Training, RTI etc. Emphasis is also given on technical aspects of construction of Roads, Bridges etc. Each Regional Institutes of Rural Development and Panchayat Raj has got capacity to train a minimum of **5,000 persons (in campus) to a maximum of 25,000 (including off campus) during a year.**

### **5.5.3. Establishment**

Regional Institutes of Rural Development & Panchayat Raj are headed by Principals in



the cadre of Additional Director/Joint Director of Rural Development and Panchayat Raj Department.

#### **5.5.4. Fund**

State Government contribute to the budget of the Regional Institutes and the Government of India provides Rs.20 lakhs every year to each Regional Institute of Rural Development and Panchayat Raj as recurring grant for the training programmes. It also provides 100% Non-Recurring grant on need basis to improve the infrastructure facilities and training equipments.

### **Achievements in 2016-17**

**Table 5.5**

#### **Training Achievements in 5 RIRDs&PR (Regular, Computer & Special Training )**

Sl. No.	Name of the Training	Batches		Participants	
		Target	Achieve Ment*	Target	Achieve Ment
1.	Regular Training	300	297	9000	8802
2.	Computer Training	130	135	3250	3300
	<b>Other Trainings</b>				
3.	NRLM ToT	10	10	300	300
4.	Workshop on VDP module preparation at SIRD&PR	1	1	75	75

Sl. No.	Name of the Training	Batches		Participants	
		Target	Achieve Ment*	Target	Achieve Ment
5.	RGPSA-VPDP & Capacity Building	102	58	3621	1992*
6.	Off-campus training on Swachh Bharat Mission	3	3	230	224
7.	Social Audit Certificate Course	13	13	558	543
8.	Skill Development training for Pudhu Vazhvu Project	9	9	450	474
9.	Training on Demonetisation involving cashless transaction	2	2	70	68
10.	User training for Implementation of Centralised web based software	32	32	1120	1117
11.	Orientation Training for Social Welfare	2	2	71	71
12.	TNSRLM	19	19	732	570
<b>TOTAL</b>		<b>623</b>	<b>572</b>	<b>19477</b>	<b>17435</b>

During the year 2016-17, RIRD&PR had conducted various types of training programme for the officers, functionaries and elected representatives with the financial support from Government of Tamil Nadu and Government of India, Ministry of Rural Development, Department of Personnel and Training, covering 17435 persons in 623 batches.

Around 20,000 persons will be trained during 2017-18 in 730 batches by 5 RIRDs&PR.

#### **5.5.5. State Institute of Rural Development and Panchayat Raj (SIRD & PR)**

State Institute of Rural Development and Panchayat Raj, is the **apex institution at the State level** for organizing training programmes to the elected representatives of PRIs, Officials and functionaries of Rural Development & Panchayat Raj Department. It was established in the year 1961 and got registered as a Society under the Tamil Nadu Societies Registration Act, 1975 in the year 1990. This institution started functioning in its own campus at Maraimalainagar, kancheepuram district since 1991. The total area of this Institute is 25 acres.

#### **5.5.6. Objectives of SIRD**

The primary objectives of SIRD is to facilitate various target groups of participants to update their knowledge base, upgrade their personal skills and change their attitudes so that the trained persons can implement the

various schemes of the department effectively and efficiently.

To provide for and to promote the study and deal with relevant fields and factors contributing to the improvement of economic development and social well-being of the rural areas and masses and with this purpose;

- **to undertake**, and assist in the organization of training and conduct courses, conferences, seminars and lectures etc.
- to undertake, aid, promote and co-ordinate **research** through its own or other agencies including Universities and Training Centers established by or with the aid of the Government of India or the State Government.
- to analyse and propose solution for specific problem encountered in the planning and implementation of various programmes of Rural Development, Panchayat Raj and similar programmes.
- To achieve the objectives of the SIRD, the following sections will be created:

- i. to establish Schools for Study and orientation
- ii. Training and instruction;
- iii. Research and Evaluation and such others as may be necessary to achieve the objectives of the society.
- iv. to collaborate with other institutions, associations and societies in India or abroad interested in similar objectives.
- v. to assist the Government of Tamil Nadu in the policy formulation and the choice of options.

#### **5.5.7.Lecturers / Faculty members and Administrative staff**

The Government of Tamil Nadu had sanctioned the posts of lecturers / Faculty members and administrative staff for the Institutes to organize training programmes for Panchayat Raj Institutions and Rural Development functionaries of the State. Further, the Ministry of Rural Development, Government of India have permitted SIRD &

PR to engage 5 core Faculties on contract basis in the discipline of Management, Livelihood, Water and sanitation, Information Technology (System Analyst) Cooperation and Extension Education.

### **5.5.8.Resources For Training**

SIRD & PR receives financial support for conducting training programmes from Government/GoI/Other Institutions as follows:-

#### **a. Ministry of Rural Development, Government of India**

- To organize training Programmes on MGNREGS and other such GoI schemes with 100% financial assistance.

#### **b. Ministry of Panchayat Raj, Government of India**

- To organize capacity building and training of PRIs Representatives and officials and Functionaries with 100 % financial assistance.

#### **c. National Institute of Rural Development at Hyderabad:**

The National Institute of Rural Development at Hyderabad provides

100% financial assistance for conducting training programmes in the following topics.

- Integrated Watershed Development Programmes,
  - Managerial Skills for officers and functionaries,
  - Advance training in Computer applications,
  - Courses on MGNREGS
  - Courses on PMGSY /PMAY
  - Courses on Geo Informatic System (GIS)
  - Courses on Disaster Management
  - Courses on Cashless Transaction in Rural Areas.
  - Research activities

**d. Ministry of Statistics & Programme Implementation, Government of India**

Provides funds for conducting training programmes under MPLAD Programme.

**e. Department of Personnel and Training, Government of India**

Provides financial assistance for organizing field attachment programmes to the

officials in the cadre of Under Secretaries, senior section officers etc. of the Central Government Ministries / Departments.

SIRD receives grants –in aid to meet the salary and non-salary expenditure from recurring grant to be shared by Central and State Government on 50:50 basis. To upgrade the infrastructure facilities, 100 % grants are provided by the Ministry of Rural Development, Government of India, for construction of hostels, training halls and for the purchase of teaching equipments every year on need basis.

#### **5.5.9. Training Clientele**

The training is conducted to the elected representatives of 3 tiers of PRIs, officers and other functionaries of rural development department, members of Self Help Groups (SHG), Panchayat Level Federation (PLF), Community Resource Persons, Village Volunteers, Resource Persons, Trainers, NGOs and other line department officials, etc.,



### **5.5.10. Training Methodology**

In SIRD & PR participatory training methodology of 'Lecture cum discussion method' is followed. Institute also adopts different training methodologies which include content presentation, games, role plays, energizers, ice-breaking sessions, Participatory learning techniques, panel discussion, case study presentation, experience sharing, exposure visits, chart preparation, Group discussions etc.

### **5.5.11. Conduct of Training Programmes**

The Institute conducts residential programmes in its campus at Maraimalai Nagar and off-campus programmes at District, Block and Village Panchayat levels through District Administration and RIRDs & PR.

### **5.5.12. Resource Persons**

Apart from its own faculty, SIRD&PR engages resource persons from National Institute of Rural Development & Panchayat Raj, Hyderabad, National Informatics Centre, Chennai, Institute of Remote Sensing, Anna University, Chennai, Anna Institute of

Management, Chennai and from other academic Institutions. SIRD&PR also utilizes the services of best Village Panchayat Presidents, serving and retired Officials of various departments, District Level Master Trainers, Community Resource Persons from Mahalir Thittam (Mathi) and PudhuVaazhvu Project and freelancers etc. as resource persons.

### **5.5.13. Infrastructure**

SIRD & PR have adequate infrastructure facilities for conducting training programmes effectively such as Conference Halls, Library with reading rooms, Computer Lab with Internet facility, hostels to accommodate participants with boarding facility, automatic genset and audio visual equipments.

### **5.5.14. Training Programmes for 2016-17**

During 2016-17, SIRD & PR imparted training under various programmes as shown in the table which includes PRI functionaries at field level, functionaries of line departments, ToT training for Resource persons etc.

Scheme	Participant details						
	No of batches	PRI	Officials	Functionaries	SHGs	BNVs/Others	No of persons trained
<b>TCF</b>	1		11				11
<b>RGSYICT</b>	6		173	0	0	0	173
<b>Dopt</b>	2		60				60
<b>NIRD Off Campus</b>	4		121				121
<b>MGNREGS</b>	9		331				331
<b>Venue Programme</b>	14		792				792
<b>Vermi compost training</b>	5				253		253
<b>Sanitation</b>	4				350		350
<b>NIRD Networking</b>	3		93				93
<b>One month Certificate Course on Social Audit</b>	12			519			519
<b>RTRC</b>	14				455		455
<b>PRI II</b>	5		93				93
<b>CBDRM</b>	981			51172			51172
<b>RGPSA</b>	5		151				151
<b>Total</b>	<b>1065</b>	<b>0</b>	<b>1825</b>	<b>51691</b>	<b>1058</b>	<b>0</b>	<b>54574</b>

During the year 2016-17, SIRD&PR has conducted various types of training programme for the officers, functionaries and elected representatives with the financial support from

Government of Tamil Nadu, Ministry of Rural Development, Department of Personnel and Training, Government of India, Ministry of Panchayat Raj, National Institute of Rural Development, Hyderabad, covering 54,574 persons. The balance training programmes are under progress which will be completed in 2017-18.

The capacity building budget approved to SIRD & PR under RGPSA Scheme is Rs.44.74 crores during 2017-18 and Rs.4.58 crores under CBDRM.

#### **5.5.15. Community Based Disaster Risk Management (CBDRM)**

CBDRM (Community Based Disaster Risk Management) is one of the sub-components of CDRRP (Coastal Disaster Risk Reduction Project) being implemented by Government of Tamil Nadu, through Revenue department in the 12 Coastal Districts of Tamilnadu with World Bank assistance. CBDRM is being implemented by Rural Development and Panchayat Raj department and the SIRD is the Project Implementing Agency.

The objective of the Project is to reduce community vulnerabilities and strengthening their ability through training to proactively cope with disasters and natural hazards through preparation of Village Disaster Risk Reduction Plan (VDRRP). The primary stakeholders are the vulnerable communities, including school children living in the coastal villages and the secondary stakeholders are the Rural Local Bodies, Community Based Organizations, Resource Persons, and functionaries of the Government Departments.

The project is implemented in 561 coastal habitations in 45 Blocks of 12 coastal Districts of Tamil Nadu. The total cost of the Project is Rs.15.00 crore for the period between July 2013 and July 2018.

Under CBDRM, VDMC (Village Disaster Management Committee) at Village Panchayat levels and five VDMTs (Village Disaster Management Team) in every coastal habitations are formed. Through the members of the VDMC and five VDMTs, the VDRMP Village Disaster Risk Management Plan is prepared by the community and the plan is

executed during disaster situation. The VDMP also has the provisions for mainstreaming the disaster mitigation in to developmental activities.

The Members of VDMC and five VDMTs are trained by professional in Early Warning system, Evacuation, Search and Rescue, Shelter Management and First Aid. With this, the first respondents who are VDMT Members to the disasters could able to manage the disaster risks.

In addition to this, 1500 first Respondents from among the able bodied youth in the vulnerable coastal communities have been identified and they will be given training using the Services of National Disaster Rescue Force, State Disaster Rescue Force, Tamil Nadu Fire and Rescue Services in 2017-18

During 2016-17 under CBDRM, 981 programmes have been completed and 51,172 persons were trained.

**5.5.16. JICA :** This department is taking steps to build capacity and impart training

under JICA (Japan International Co-operation Agency) Project, implemented by TWAD board in two districts viz. Dharmapuri & Krishnagiri. This component comes under Hogenakkal Water Supply and Fluorosis Mitigation Project.

#### **5.5.17. Restructuring of Rural Development Capacity Building Activities and Institutions**

Rural Development and Panchayat Raj Department has three distinct wings. This department has a mandate for taking up development initiatives in providing basic needs of the community such as housing, connectivity, water supply, street lights, sanitation and promotion of livelihoods. It also facilitate good local governance through the three tier Panchayat Raj System at the district, block and village Panchayat levels. This Department also has livelihoods focus wings Tamil Nadu Pudhu Vazhvu Project, Tamil Nadu Corporation for Development of Women, Tamil Nadu State Rural Livelihood Mission, and International Fund for Agricultural Development assisted Post Tsunami Sustainable Livelihood Programme. Different

kinds of clientele are targeted through these wings and solid initiatives are being taken through institution building and financial inclusion activities for sustainable livelihoods. Capacity Building is an integral part of all activities of each of these wings. **There is a need for paradigm shift in the capacity building activities of the department, in the face of shrinking rural areas, urbanization and changing focus in Rural Development.** In the above circumstances, initiatives are being taken to make SIRD&PR as a Centre of Excellence and to strengthen all the RIRDs. With these aims the following activities have been undertaken:-

1. NIRD&PR, Hyderabad has been approached to constitute an expert Committee to study and suggest suitable ways and means to reorient the capacity building activities of the department particularly SIRD&PR and five RIRD&PR
2. Series of discussions were held with field level functionaries, PRIs and other Stake holders to understand the training needs of different clientele



3. Discussions were held with premier academic Institutions and Resource organizations with domain knowledge to partner with SIRD to build the capacity of the stakeholders of rural development and local governance and enhance the quality of services in rural area.
4. A departmental committee is being constituted to re-look into the Training programmes already conducted by different organizations, training modules, types of training conducted, mandatory training, in-service training, methodology followed, capacity of the Faculty both in-house and visiting faculty of RD&PR department and suggest various measures to improve the same.
5. The departmental committee will visit all the five RIRDs and study the jurisdiction of districts, clientele, infrastructure available, scope for own sources of revenue and sustainability, optimum use of the infrastructure including lands and farms, training modules and submit a

report for overall development of the RIRDs&PR.

6. During the year 2017-18 initiatives will be taken to take RD&PR capacity building and training activities to the next level by making SIRD as a Centre of Excellence and strengthening all RIRDs. A cell is being created in Commissionerate of Rural Development and Panchayat Raj Training to prepare a Detailed Project Report and get necessary orders to make SIRD&PR as a Centre of excellence and to strengthen all the RIRDs,
7. During the year 2017-18 efforts will be made to establish an exhibition cum knowledge dissemination centre/cell at SIRD to function as a resource and reference centre for PRIs, community and officials.
8. A Technical Training centre will be established in SIRD&PR for providing technical training to the officers/Engineers on implementation of various RD Programmes.

Apart from Regular/Computer training that will be imparted during 2017-18, special training such as training under NRLM, ToT Training Programme, Training on GPDP for BDOs, AEs, Overseer, Road Inspector, NGOs, SHG members, Training on convergence of scheme at village level, VPDP Training Need Assessment, Off-campus training on Swatch Bharat Mission, PMAY(G) Training Programme (Housing), Training on Panchayat Raj administration with special focus to the welfare of SC/ST (Presidents), Training on Panchayat Raj administration with special reference of Women Village Panchayat Presidents, Social Audit Certificate Course, Skill Development Training for Pudhu Vazhvu Project (Venue Prog.), Training on Demonetization involving cashless transactions for 6 districts will be imparted in all the five RIRDs&PR & SIRD&PR.

### **Strengthening of infrastructure in SIRD&PR and RIRD&PR**

During 2017-18 it has been proposed to train around 6,06,354 of trainees under multifarious training programmes.

During 2017-18, SIRD&PR has proposed to train 1,04,732 persons at a cost of Rs.4.58 crores in 2,242 batches under CBDRM in the 12 coastal districts.

During 2017-18, we are targeting to train approximately 6,06,354 persons in 14,954 batches in SIRD&PR and RIRDs&PR and exclusively 20,000 persons in 730 batches in RIRDs&PR.

On the whole, during the year 2017-18, it is proposed to conduct 15684 batches, covering 6,26,354 participants by this department through SIRD&PR and five RIRDs&PR in the State. The budget allocation for the year 2017-18 is Rs.7.94 Crore.

We are striving to make SIRD&PR as one of the best institute in India by tightening up the slack, toughening the body and polishing the spirit of training.

## **6. TAMILNADU CORPORATION FOR DEVELOPMENT OF WOMEN**

## **6. Tamil Nadu Corporation for Development of Women**

In 1983, Tamil Nadu Corporation for Development of Women (TNCDW) was established for the empowerment of women through financial intervention which helped women to achieve an upgradation in their socio-economic status. Through the years the TNCDW revisited its goals and the means to achieve them by venturing into capacity building, continuous upskilling and building Community Based Organisations (CBOs) and continued its efforts in facilitating financial linkages through various poverty alleviation programmes.

TNCDW is implementing following three important schemes,

- i. **Mahalir Thittam:** A State Government funded scheme for socio economic empowerment of women.
- ii. **Tamil Nadu State Rural Livelihoods Mission:** A scheme funded by Government of India (GoI) and Government of Tamil Nadu (GoTN) in the ratio of 60:40 for poverty reduction and livelihood promotion in rural areas.

- iii. **National Urban Livelihoods Mission (NULM):** It is a scheme for the urban poor implemented by the Central and State with the funding pattern 60:40 ratio.

### **6.1. Mahalir Thittam**

TNCDW implemented the International Fund for Agriculture Development (IFAD) assisted Women Development Project by forming women into Self Help Groups (SHGs). This project was initiated in Dharmapuri district and later extended to Salem, Ramanathapuram, Villupuram and Madurai districts. The success of the scheme trail blazed the continuance of the SHG movement with certain changes to suit the requirements and was expanded to all the other districts and the scheme was also rechristened as Mahalir Thittam. Women are formed into SHGs, provided with systematic training and linked with bank credit for pursuing income generation activities. These SHGs are federated at village panchayat level to strengthen the SHG movement and capitalize on the economies of scale in livelihood activities increase the participation in decision making a social issues.

### **6.1.1. Self Help Groups (SHGs)**

Women in the age group of 18 to 60 years belonging to the same localities are formed into a group with 12 – 20 members as SHGs. The objectives of SHG is to promote savings and internal lending among its members based on a collective decision. The SHGs are trained in savings, book keeping, collective decision making, internal lending, availing bank credits and prompt repayment with an aim to liberate them from the clutches of exploitative money lenders and other social evils.

**Table 6.1.**  
**Details of Self Help Groups**

1	No. of SHGs	6.30 lakh
	No. of SHG Members	95.02 lakh
2	No. of Rural SHGs	4.38 lakh
	No. of Members	65.54 lakh
3	No. of Urban SHGs	1.93 lakh
	No. of Members	29.49 lakh
4	Total Savings of SHGs	Rs.6,839.21 crore
5	No. of SHGs given Revolving Fund / Seed Money	5.35 lakh
6	Cumulative credit availed by SHGs	Rs.44,452.08 crore



## **6.2. Tamil Nadu State Rural Livelihoods Mission (TNSRLM)**

The Government of Tamil Nadu is implementing a special scheme called Tamil Nadu State Rural Livelihood Mission from the year 2012-13. The Mission activities are funded by Government of India and the State Government in the ratio of 60:40. The objectives of TNSRLM is to build strong and vibrant institutional platforms of the poor in the rural areas which enable them to increase their household incomes through livelihood enhancements and access to financial and other services. Under this scheme the target group comprises of poor and vulnerable section of the community. The target people are organized into active Community Based Organisations (CBOs) to provide sustainable livelihood opportunities.

### **6.2.1. The salient features of TNSRLM**

- Special focus is on the poor, vulnerable and differently abled unlike others schemes.
- Identification and mobilization of the left out poor into the SHG network.

- Establishing and strengthening community organisations of the rural poor.
- Social empowerment of the rural poor through capacity building.
- Improving the quality of the SHG products and facilitating marketing.
- Providing financial assistance to SHGs for lending to their members for taking up economic activities.
- Employment linked skill training for rural youth.
- Convergence with the Government departments to leverage their financial and non-financial services and utilizing them in an effective manner.
- Enabling the rural poor to access basic facilities and train them in conserving their environment and sanitation.

### **6.2.2. Project Area**

In Tamil Nadu, TNSRLM is being implemented in 31 Districts except Chennai. Out of 385 blocks, 120 blocks are covered under the Pudhu Vaazhvu Project and the remaining 265 blocks are covered under TNSRLM in three phases, which includes 16 Blocks in 4 Districts covered under World Bank assisted NRLP.

**Table 6.2.**  
**Phase Wise Distribution of Blocks**

Sl. No	Phase	Districts	Blocks	Clusters	Village Panchayats
1	NRLP - Phase I	4	16	48	450
2	TNSRLM - Phase I	11	44	151	1800
3	TNSRLM - Phase II	27	110	317	3391
4	TNSRLM-Phase III	21	95	226	2451
<b>Total</b>		<b>31</b>	<b>265</b>	<b>742</b>	<b>8,092</b>

**Phase I** – Out of 1,873 Village Panchayats, 1,800 Village Panchayats are covered under TNSRLM from 2012-13 and remaining 73 Village Panchayats are covered by IFAD assisted Post Tsunami Sustainable Livelihood Programme. In addition to NRLM, NRLP is being implemented in 450 Village Panchayats.

**Phase II** – Out of 3,491 Village Panchayats, TNSRLM is implemented in 3,391 Village Panchayats in 110 blocks of 27 Districts from 2013-14 and the remaining 100 Village Panchayats are covered by IFAD assisted Post Tsunami Sustainable Livelihood Programme.

**Phase III** – In 2,451 Village Panchayats the scheme is being implemented in 3<sup>rd</sup> phase commencing from 2014-15.

### **6.2.3. Mission Implementing Structure**

The State Government has nominated TNCDW as the nodal agency and it is the State level Mission Management Unit (SMMU) to implement TNSRLM. Under the Chairmanship of Honourable Minister for Municipal Administration, Rural Development and Special Programme of Implementation, a High Level Empowered Committee (HLEC) has been constituted to provide the policy level guidance, review and monitor the implementation of the TNSRLM activities. The Additional Chief Secretary to the Government, Rural Development and Panchayat Raj department is the Mission Director and the Managing Director, TNCDW is the Chief Executive Officer of the Mission. The implementation of TNSRLM activities are being undertaken through a dedicated staff structure at State, District, Block and Cluster levels.

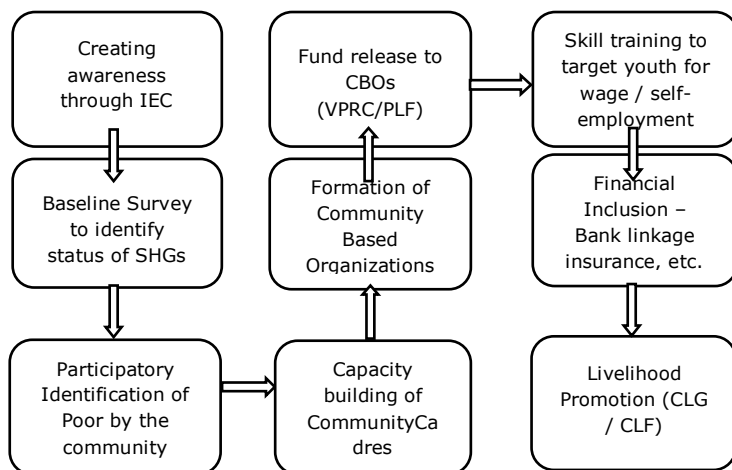
### **6.2.4. Major Activities under TNSRLM**

- 1) Information Education and Communication (IEC) Activities.
- 2) Baseline survey to assess the status of SHGs and PLFs (Active, Defunct and Disintegrated).
- 3) Participatory Identification of Poor (PIP)

process.

- 4) Formation of Village Poverty Reduction Committees (VPRCs).
- 5) Capacity building to Project staff and Community.
- 6) Formation of new Self Help Groups from the left out poor.
- 7) Providing Community Investment Fund to VPRCs.
- 8) Financial Inclusion through credit linkage.
- 9) Placement linked Skill training.
- 10) Livelihoods promotion
- 11) Marketing promotion for SHG products.

### 6.2.5. Sequence of Activities



## **6.3. Project Activities**

### **6.3.1. Creating Awareness through IEC activities**

Rallies, street plays, folk art, ratham, posters, stickers, information boards and hand bills were some of the tools used by TNSRLM to create awareness among all the villagers to encourage their participation in identifying the target group and also to access benefits under this scheme.

### **6.3.2. Baseline survey to identify the status of SHGs**

Baseline Survey was conducted by Community Professionals of Tamil Nadu Pudhu Vaazhvu Project (TNPVP) in all the Village Panchayats to identify active, defunct and disintegrated SHGs. The data is used to revive the identified defunct SHGs through capacity building.

### **6.3.3. Participatory Identification of Poor (PIP) by Community**

PIP is a household exercise in which entire community is involved to identify Very Poor, Poor, Differently-abled, Vulnerable, Tribal and other marginalized communities in all the

Village Panchayats. TNSRLM adopts the Participatory Rural Appraisal (PRA) tool and techniques such as Transect walk, Social Mapping, Wealth Ranking and Triangulation in order to ensure that no poor family is left out. The PIP list is displayed in prominent places in all the habitations to receive claims and objections if any and the final PIP list is approved by the Grama Sabha.

PIP process have been completed in all three phases of TNSRLM.

#### **6.3.4. Village Poverty Reduction Committee (VPRC)**

Village Poverty Reduction Committee (VPRC) is an inclusive and autonomous body of the target poor which is fully responsible for the implementation of the Project at the village level with full accountability to the Grama Sabha. VPRC is the most important link between the Project and the Village Community. Village Panchayat President is the ex-officio President of VPRC.

Each VPRC consists of 10 to 20 members is selected by Grama Sabha with the following composition:

1. SHG women from target poor representing each habitation.

2. At least 30% members from SC/ST.
3. Representatives of Differently abled vulnerable & Youth.
4. At least 50% are women members.

So far 8,269VPRCs have been formed in the Project area of all the three phases.

**Table 6.3.**  
**Status of VPRCs**

<b>Block-Phase</b>	<b>No. of V.Pts</b>	<b>IFAD V.Pts</b>	<b>General VPRCs</b>	<b>Tribal VPRCs</b>	<b>Total VPRCs formed</b>
I	2,323	73	2,250	66	2,316
II	3,491	100	3,388	85	3,473
III	2,499	48	2,451	29	2,480
<b>Total</b>	<b>8,313</b>	<b>221</b>	<b>8,089</b>	<b>180</b>	<b>8,269</b>

### **6.3.5. Community Investment Fund**

Community Investment Fund is a project fund given to SHGs as loan for their economic activities.

Community Investment Fund is transferred from VPRC to PLF and in turn PLF releases this amount to the SHG as a loan to undertake economic activities. Loan is given upto a maximum amount of Rs.75,000 per SHG at 9% interest per annum. This amount is given to SHGs in one or more doses based on



their livelihood activities so as to cover more number of SHGs.

Eligibility criteria for the SHGs to receive Community Investment Fund from the PLF are:

- a) Successfully credit rated SHGs
- b) Prompt repayment of loans received from external sources.
- c) Preparation of Micro Credit Plan by the SHGs.
- d) SHGs that have not received bank credit but eligible to be given priority for the credit assistance from CIF.
- e) Priority shall be given to newly formed SHGs with livelihood plan.

#### **6.3.6. Social Audit Committee (SAC)**

SAC has been constituted in all the Village Panchayats where VPRCs have been formed. The SAC is a monitoring committee consisting of 5 to 7 members constituted in the VPRC areas to monitor the activities of TNSRLM and it reports to the Grama Sabha.

#### **6.3.7. Formation of new Self Help Groups (SHGs)**

New SHGs are formed from the left out poor households identified through PIP process. During the year 2016-17, 7,839 new SHGs

have been formed under TNSRLM. The Animators, Representatives and members of SHGs were imparted training on functioning of group and maintenance of books of accounts. These SHGs will be graded and provided with financial assistance for pursuing economic activities on completion of 6 months.

### **6.3.8. Panchayat Level Federation (PLF)**

Panchayat Level Federations is one of the Community Based Organization promoted to strengthen and lead the SHGs through financial and other service interventions. The PLFs are registered under the Tamil Nadu Societies Registration Act, 1975. And it provides a common platform to the SHGs for their socio - economic empowerment.

## **6.4. Capacity Building**

### **6.4.1. Training to Project Staff**

TNSRLM familiarises its staff with the project components and strategies through a well designed capacity building programmes as mentioned below:

- Induction Training I
- Induction Training II
- Thematic Training

### **6.4.2. Community Based Organizations (CBOs)**

TNSRLM ensures focused training programme to its CBO's at the community level to enable the pro-poor organisations to enhance their capacities in knowing their community, their needs and to provide solutions. Trainings were also imparted to improve Governance, Financial Management and Team work.

The following are some of the trainings:

- VPRC members-Community Operation Manual (COM) training.
- Newly formed SHGs - Animator & Representative Trainings and SHG members training.
- Office Bearers of PLFs - Training on Governance and Finance Management.
- PLF Members - Executive Committee members training.
- Sub Committee members of PLFs and SAC - Office bearers training.

### **6.4.3. Developing Master Trainers & Community Resource Persons**

To create inhouse Resource Persons pool on various themes, TNSRLM provides Training

of Trainers (ToT) training and empanels them. TNSRLM design is such that the CRPs are allowed to emerge by themselves and get moulded as ToTs on different themes. They are empanelled to train community cadres at State, District, Block and Village level.

The details of Community Cadres / Community Resource Persons are given below:

- **Community SHG Trainers (CSTs)** – For every 10-15 SHGs one Community SHG Trainer is identified to provide door step support to SHGs at Village level.
- **Community Professionals – Jobs (CP-Jobs)** In order to monitor various training for youth, one Community Professional for Jobs (CP-Jobs) is deployed at the Village level. They maintain database of youth at the village level and help to identify eligible youth for various skill training programmes.
- **Community Differently-abled Facilitators (CDFs)** – To provide support and services to people with special needs at Villages, a Community Cadre is identified and trained on Community Based Rehabilitation Management, which called Community Differently-abled Facilitators (CDFs). CDFs assess the needs of the differently abled and liaise with various

departments to bring convergence all various services for the welfare of differently-abled persons.

- **Community Bank Coordinators (CBCs)** For each cluster, 4 SHG members are selected as CBCs and trained on facilitating credit linkages, monitoring enabling to repay loan and to provide insurance services. They also extend their support in financial is literacy and cashless transactions amongst the SHG members.

#### **6.4.4. Bankers**

TNSRLM focuses on financial inclusion at various levels. A pool of Resource Persons have been developed to train all the Bank Branch Managers across the State on SHG Bank Linkages, Financial Inclusion and NRLM concept.

#### **6.4.5. Progress during 2016-17 under Capacity Building:**

- 1,64,860 VPRC members were given Community Operation Manual training in first 4 modules.
- 7,569 SHGs of phase III Blocks were trained on SHG Animator & Representative training in Phase-III blocks.

- 7,558 SHGs of Phase III Blocks were imparted with SHG members training.
- 4,803 Bankers, Community Bank Coordinators & Office Bearers of PLFs were trained on Financial Inclusion.
- All the Office Bearers of 458 PLFs in 4 NRLP districts were trained in all PLFs related trainings.
- 845 members of VPRCs were trained on VPRC Book keeping.

## **6.5 Skill and Placement Programme**

### **6.5.1. Skill Training with Placement**

Tamil Nadu State Rural Livelihood Mission envisions to convert Tamil Nadu into a skilled state by 2023 through skilling the rural poor youth. Deen Dayal Upadhyaya Grameen Kaushalya Yojana (DDU - GKY) is being implemented from the year 2012 – 13.

The programme is both Central and State Sponsored with the financial assistance in the ratio of 60:40. The State implements the programme by partnering with both Public and Private enterprises who have obtained Permanent Registration Number (PRN) from MoRD, GoI.

The major sectors of training in the State are :

Automobile	Hospitality
Health	Electrical & Electronics
Leather	Construction
IT / ITES	Farm Equipment maintenance
Retail	Welding
Garments	Industry Production Processes

**Distinctive features of Skill training programme:**

1. Market-led, Placement-linked skill training.
2. Assured placement for not less than 70% of trained candidates.
3. Course duration varies from 3 to 12 months according to the trade and skill requirement in the employment market.
4. Both residential and non-residential training are available.
5. Rural youth from poor families in the age group of 18 to 35 years are eligible beneficiaries (Upper age limit is 45 years in case of women, particularly Vulnerable Tribal Groups, Widows, freed bonded labourers & Transgenders)

6. Social inclusion through mandatory coverage of socially disadvantaged groups (SC/ST – 50%, Minorities – 15%, Persons with Disability (PWD) – 3 % and Women (Combining all categories) – 33 %)
7. Training modules include both domain knowledge and non-domain such as spoken English, basics in computer, soft skills and On the Job Training (OJT).
8. Successful candidates are awarded with Government certificates issued by National Council for Vocational Training (NCVT) / Sector Skill Council (SSC).
9. Minimum remuneration of Rs.6,000 per month or not less than the minimum wages of the State.
10. Post-placement, Career progression and Migration support Centre.
11. It facilitates both domestic and foreign employment.
12. One year monitoring after placement.
13. Counselling for parents.



**Table 6.4**

**Abstract of District wise target and achievement  
under Skill & Placement  
( From 2012 – 13 to 2015-16)**

Sl. No.	Districts	Target	Trained	Placed
1	Ariyalur	285	285	221
2	Coimbatore	2,245	2,245	1,753
3	Cuddalore	1,560	1,560	1,288
4	Dharmapuri	325	325	282
5	Dindigul	1,180	1,180	910
6	Erode	1,745	1,745	1,509
7	Kancheepuram	1,914	1,914	1,308
8	Kanyakumari	620	620	330
9	Karur	510	510	445
10	Krishnagiri	960	900	739
11	Madurai	660	660	302
12	Nagapattinam	907	907	716
13	Namakkal	1,156	1,156	913
14	Nilgiris	345	345	271
15	Perambalur	492	492	414
16	Pudhukottai	1,410	1,410	1,067
17	Ramnad	1,200	1,200	946
18	Salem	1,055	939	662
19	Sivagangai	840	840	709
20	T.V Malai	1,910	1,910	1,614
21	Thanjavur	1,533	1,513	1,166
22	Theni	613	613	533
23	Thiruvallur	1,720	1,720	1,377
24	Thoothukudi	150	150	42
25	Tirunelveli	980	980	650
26	Tiruppur	2,850	2,850	2,553
27	Tiruvarur	745	745	506
28	Trichy	1,060	1,060	642
29	Vellore	2,340	2,340	1,637
30	Villupuram	1,775	1,745	1,420
31	Virudhunagar	1,570	1,570	1,302
	TNPVP	3,600	3,600	2,940
	<b>Total</b>	<b>40,255</b>	<b>40,029</b>	<b>31,167*</b>

**\* Placement is being arranged through PIAs for the balance candidates.**

**Table 6.5**  
**Sector wise target and achievement under skill**  
**and placement – (From 2012 – 13 to 2015-16)**

<b>S.No.</b>	<b>Sector</b>	<b>Total Trained</b>	<b>Placed</b>
1	Industries	3,783	2,934
2	Information Technology	12,876	10,957
3	Garments & Apparel	9,423	7,273
4	Hospitality	2,837	2,134
5	Construction	771	573
6	Automobile	3,938	2,717
7	Beauty & Culture	786	653
8	Fire & Safety	8	7
9	Health	1,539	1,247
10	Retail	1,683	1,153
11	Leather	270	233
12	Driving	2,115	1,286
<b>Total</b>		<b>40,029</b>	<b>31,167</b>

So far, Youth Skill Training have been imparted to 20,859 youth through reputed training institutions and 15,839 youth have been placed.

### **6.5.2. Placement through Job Mela**

In order to facilitate interaction between job seekers and job providers, Melas are being organized at the Block / District level under the DDU - GKY skill training program. Information about the companies expected to participate and profiles required, date and venue of the melas are disseminated by the district administration to the community through different modes of Communication.

During the Mela, awareness on the benefits and facilities available in the companies / industries on joining are explained to the participants. Candidates are counselled separately in the same venue for taking right decisions in choosing the job offers according to the qualification and aspirations of individual.

During the year 2015-16, 190 Job Mela were organized and 68,180 candidates have been placed. For the year 2016-17, administrative sanction was accorded for organizing 385 Job Melas @ one per block and melas have been organized in 328 blocks so far. Through the Melas, 24,850 candidates in TNSRLM areas and 7,177 candidates in PVP areas have been placed in various organizations.

**Table 6.6**  
**Job Mela for the Year 2016-17**

S. No	Districts	TNSRLM			PVP			Total		
		No. of Job Melas Conducted	No of Blocks Covered	Candidates Placed	No. of Job Melas Conducted	No of Blocks Covered	Candidates Placed	No. of Job Melas Conducted	No of Blocks Covered	Candidates Placed
1	Ariyalur	2	4	377	3	2	312	5	6	689
2	Coimbatore	2	4	232	3	2	316	5	6	548
3	Cuddalore	4	8	982	4	2	298	8	10	1,280

S. No	Districts	TNSRLM			PVP			Total		
		No. of Job Melas Conducted	No of Blocks Covered	Candidates Placed	No. of Job Melas Conducted	No of Blocks Covered	Candidates Placed	No. of Job Melas Conducted	No of Blocks Covered	Candidates Placed
4	Dharmapuri	3	3	60	4	3	298	7	6	358
5	Dindigul	4	10	585	3	2	213	7	12	798
6	Erode	7	12	2,321	0	0	0	7	12	2,321
7	Kancheepuram	2	4	601	7	3	487	9	7	1,088
8	Kanyakumari	3	9	512	0	0	0	3	9	512
9	Karur	2	8	35	3	3	265	5	11	300
10	Krishnagiri	4	7	534	3	3	294	7	10	828
11	Madurai	5	10	154	3	3	301	8	13	455
12	Nagapattinam	3	10	846	3	2	296	6	12	1,142
13	Namakkal	6	15	957	3	3	302	9	18	1,259
14	Nilgiris	4	4	495	0	0	0	4	4	495
15	Perambalur	1	4	83	3	2	287	4	6	370
16	Pudukottai	2	9	408	3	2	296	5	11	704
17	Ramnad	1	3	160	4	2	253	5	5	413
18	Salem	5	10	1,317	3	2	265	8	12	1,582
19	Sivagangai	3	8	782	3	3	312	6	11	1,094
20	T.V.Malai	6	11	1,054	2	3	136	8	14	1,190
21	Thanjavur	3	9	534	0	0	0	3	9	534
22	Theni	3	5	301	3	2	238	6	7	539
23	Thiruvallur	3	10	376	5	3	357	8	13	733
24	Thiruvarur	8	10	700	3	2	205	11	12	905
25	Thoothukudi	3	12	1,108	4	2	275	7	14	1,383
26	Tirunelveli	6	12	785	4	3	287	10	15	1,072
27	Tiruppur	6	11	804	0	0	0	6	11	804
28	Trichy	6	12	869	0	0	0	6	12	869
29	Vellore	4	17	2,032	3	3	258	7	20	2,290
30	Villupuram	1	4	4,531	3	2	274	4	6	4,805
31	Virudhunagar	3	11	315	3	3	352	6	14	667
<b>Total</b>		<b>115</b>	<b>266</b>	<b>24,850</b>	<b>85</b>	<b>62</b>	<b>7,177</b>	<b>200</b>	<b>328</b>	<b>32,027</b>

**Table 6.7**  
**Sector wise Placement given through**  
**Job Melas 2016-17**

S. No.	Name of the Trade	No. of Candidates Placed		
		TNSRLM	PVP	Total
1	Cell Phone Assembling	644	32	676
2	I.T.Sector	1,607	218	1,825
3	Construction	1,192	420	1,612
4	Garments	5,172	2,213	7,385
5	Industries	3,101	2,588	5,689
6	Driving	907	1,042	1,949
7	Medical Applications	848	5	853
8	Beautician	12	11	23
9	Poultry	9	0	9
10	Catering	347	312	659
11	Retail Management	2,245	75	2,320
12	Services Sector	1,932	0	1932
13	Others (General Trades)	6,834	261	7,095
<b>Total</b>		<b>24,850</b>	<b>7,177</b>	<b>32,027</b>

## **6.6. Financial Inclusion**

### **6.6.1. Seed money to SHGs**

Seed money is a small sum of Rs.15,000 provided to the SHGs on its completion of 3 months and grading. This is given as a means of encouragement and to supplement their internal savings, augment their corpus and to enable more members to avail internal lending.

### **6.6.2. Bank linkage to SHGs**

SHG Bank linkage programme in Tamil Nadu is one of the best in the country. Timely and adequate credit delivery at a

reasonable rate of interest under the programme has enabled economic empowerment of women in the state.

During the year 2016-17, against a target of Rs.6,000 crore, Rs.6,387.52 crore was achieved through credit linkage to 2,16,738 SHGs. In the last six years alone, totally Rs.32,848.25 crore has been availed as credit by the SHGs through banks.

### **6.6.3. Interest Subvention to SHGs**

Interest subvention scheme to SHGs is directly implemented by the Government of India in 9 districts viz., Dharmapuri, Vellore, Villupuram, Thiruvannamalai, Cuddalore, Nagapattinam, Thanjavur, Trichy and Dindigul. In the remaining 22 districts, the scheme is being implemented by the State through TNSRLM. SHGs who repays the loan instalment and interest amount regularly without any delay or default will become eligible for Interest Subvention. Interest subvention will be reimbursed to the SHGs to the maximum of 5.5% over and above 7% interest charged by banks upto a loan quantum of Rs.3.00 Lakh. So far, 1,19,920 SHGs who have availed loans from major Public sector Banks, Regional Rural Banks and Central Cooperative Banks have

been provided with Interest subvention to the tune of Rs.25.85 crore by TNSRLM. During 2016-17, 6,606 SHGs have been provided with Interest Subvention of Rs.0.99 crore. Efforts have been taken by Government of Tamil Nadu to include the data from private sector banks and PACS in the NRLM portal to enable those SHGs also to avail interest subvention.

#### **6.6.4. Bulk Loan to Panchayat Level Federations**

To bridge the gap between the growing needs of SHGs and the available funds sources, the PLF obtain bulk loan from the banks to ensure the adequate credit flow. During the last six years Rs.129.04 crore has been provided by banks as Bulk Loan to 563 PLFs. During 2016-17, Rs.14.92 crore was provided by banks to 42 PLFs.

#### **6.7. Livelihoods Promotion**

Tamil Nadu State Rural Livelihood Mission is implementing various livelihood programmes to increase the household incomes of the women involved in farm and non-farm sector. They are as follows:

### **6.7.1. Farm Activity**

#### **Primary Producer Groups**

A group of 30 women engaged in agriculture, aggregated together and formed as a Primary Producer Group. Similar to farmer producer groups, producer groups are also formed in dairy, goat rearing, etc.,

Based on the crop raised and other activities, skill trainings and training on modern technologies are imparted to the producer members in convergence with the Agriculture and Allied Departments.

A sum of Rs.30,000 is given to each group as financial assistance for accessing common facilities such as tools, inputs and marketing support. This programme is implemented in 758 Village Panchayats. Under this scheme 22,740 women will be benefitted.

### **6.7.2. Non Farm Activity**

To promote non-farm activities, 10 beneficiaries from each village panchayat are identified by VRPC and each of them is provided with the financial assistance of Rs.10,000. This amount can be utilised for the establishment of new livelihood activity or to upgrade or restructure their existing activity.



This scheme is being implemented in 800 Village Panchayats in the Phase - I. A sum of Rs.4.58 crore is released to NRLP districts and Rs.3.42 crore from CIF fund is earmarked in NRLM districts. Totally 8000 women will be benefitted under this scheme.

### **6.7.3. Common Livelihoods Group (CLG)**

Members of SHGs in the village panchayat involved in the same activity in farm and non-farm sectors are aggregated and formed as Common Livelihood Group. Each CLG is provided with Rs.1 lakh which is utilized for common infrastructure, skill development, marketing tie-up and procurement of raw materials. 919 Common livelihood groups have been formed so far in 31 districts except Chennai.

### **6.7.4. Livelihood CRPs**

As per National Rural Livelihood Mission guidelines, the people from the community itself has to manage the community as Community Resource Persons (CRPs). To reach this goal, one Community Resource Person per Village Panchayat exclusively for livelihood activity has been identified and trained. Totally 758 Community Resource Persons have been

selected in the villages where the livelihood activities are undertaken for the year 2016-17.

#### **6.7.5. Mahila Kisan Sashaktikaran Pariyojana (MKSP)**

Mahila Kisan Sashaktikaran Pariyojana is a sub component of National Rural Livelihoods Mission. This scheme aims at enhancing the participation of women in agriculture and increase the production and productivity to increase their income. To achieve this, they are trained in modern techniques and sustainable agriculture.

This scheme is implemented in 166 Village Panchayats of 10 blocks in Kancheepuram, Tiruvallur and Villupuram Districts. The total outlay of the project is Rs.15.96 crore for 3 years. 16,800 women will be benefitted under this project.

#### **6.7.6. Special Livelihood Scheme for Women Headed Households (WHH)**

According to 2011 Census 25.88 lakh households are headed by women. A new programme focusing on the provision of skill training coupled with placement was sanctioned vide G.O.Ms.No.82 RD&PR (CGS3)

department dated 25.05.2015 for the benefit of Women Headed Households.

The required funds will be accessed from various livelihood mission programmes implemented both in urban and rural areas besides Tamil Nadu Skill Development Mission. TNSDM has sanctioned Rs.3.14 crore to impart training to 2,522 women, of which 1,940 Women Headed Household members have been benefitted under this scheme during the year 2016-17. Totally 56,394 women were benefitted under this scheme.

### **6.7.7. Marketing Support**

#### **i) Exhibition**

Mahalir Mela is an exclusive event organized by TNCDW at the state level thrice in a year on the eve of Pongal, Chithirai and Navarathri to popularize and promote SHG products. These exhibitions creates avenue for improving marketability of SHG products, marketing skills of SHGs members, bulk markets, knowledge on cost, quality, competitiveness, etc. Handicrafts, Handloom, Food products, Herbal Products & Other Utility products are some of the SHG products. During the year 2016-17, 262 SHGs have participated

in the state level exhibitions and sold their products and Rs.97.02 lakh.

In order to create avenue for rural SHGs to market their products, District Level Exhibitions are also being conducted along with temple Festivals and other important fairs and festivals.

SHGs also exhibit their products at various National and Regional exhibitions called IITF and SARAS.

During the year 2016-17, 499 SHGs have participated in 6 SARAS Exhibitions at national level and Rs.88.32 lakh worth of SHG products have been sold.

## **ii) State and District Supply & Marketing Society**

The State Supply and Marketing Society (SSMS) is a registered society under Tamil Nadu Societies Registration Act, 1975 established for promoting the Sale of SHG products and value addition at National and State Levels. All District Supply and Marketing Societies have been linked to the State Supply and Marketing Society.

### **iii) Mathi Kiosk**

Mathi Kiosk is an exclusive sales outlet to promote the sale of SHG products. 137 kiosks have so far been established in urban areas, particularly in tourist places, bus stands, temples, Government offices and other institutions. Products like herbal products, handicrafts, stylish jute products, artificial jewellery, minor millets and handmade toys etc are sold through the kiosks. So far the total sales made through these kiosks is Rs.224.90 lakhs.

## **6.8. Other Programmes of TNCDW**

### **6.8.1. Cultural Competitions**

Cultural competition is an event of talent hunt to expose the the hidden talents and inculcate unity and team spirit among the members of SHGs and PLFs. It is being conducted at block and district level during Pongal and many SHGs members across the state enthusiastically participate in various sports and cultural events.

### **6.8.2. College Bazaars**

College Bazaars is one of the market avenues to familiarise the SHG products

amongst the youth. Such bazaars benefit SHG members to assess the requirement, pulse the trend and get innovative ideas to venture into identifying and discovering new products and setting standards in quality. During 2016-17, 14 college bazaars were conducted in which 244 SHGs have participated. The members sold their products to the tune of Rs.13.93 lakhs.

### **6.8.3. Plastic waste Recycling Units.**

Eco friendly economic activities are encouraged among the SHGs and PLFs. Such activities are not only focussing on socio – economic development, skill development and addressing the need of the community including the disadvantaged but also focus on environmental protection in their activities. One such special initiative is plastic waste recycling unit. 35 such plastic waste recycling units have been established in the State at a cost of Rs.4 lakh each. The units have been established with 'Environment Protection and Renewable Energy Development' fund from Environment and Forest Department.

So far, 791.10 tonnes of plastic wastes have been shredded and 1,212.63 km roads has been laid as plastic bituminous roads using these plastic wastes.

## **6.9. Tamil Nadu State Non Governmental organizations and Volunteers Resource Centre (TNVRC)**

Tamil Nadu Corporation for Development of Women has created a unit known as Tamil Nadu State Non Governmental Organizations and Volunteers Resource Centre (TNVRC) in the year 2001 for the purpose of capacity building to its various key stakeholders. It was registered as a society under Tamil Nadu Societies Registration Act, 1975. TNVRC is involved in Capacity Building to Project staff, Community Based Organizations (CBOs) and Master trainers at different levels and also developing of various training manuals/ Guide books and resource materials. In addition, TNVRC is also functioning as Skill and Placement Cell under TNSRLM.

## **6.10. MUTRAM – Monthly Magazine**

Mutram is an exclusive magazine published by TNCDW from the year 1998. Mutram helps in disseminating information to SHG members on various themes such as health, sanitation, women empowerment, education, poverty reduction, consumer rights and duties, legal insulation available for

women, etc., The magazine brings out area wise success stories of socio economic development, empowerment of women and highlights the activities and achievement of the SHGs.

Mutram Magazine is subscribed by 75,000 SHGs and read by around 15 lakh SHG women. Various Government departments and other organisations subscribe Mutram and also contribute to the Magazine.

### **6.11. Deendayal Antyodaya Yojana- National Urban Livelihoods Mission (DAY-NULM)**

The Deendayal Antyodaya Yojana - National Urban Livelihood Mission (DAY-NULM) is a poverty reduction programme for the urban poor. Its aim is to enable the urban poor households to access gainful self employment / skilled wage employment opportunities resulting in an appreciable improvement in the livelihoods on sustainable level through building strong grassroots level institutions of the poor. The scheme is being implemented from the year 2014-15. DAY-NULM is a centrally sponsored scheme funded by both the



Central and the State Governments in the ratio of 60:40.

The components of the DAY-NULM are:

1. Social Mobilization and Institution Development (SM&ID).
2. Capacity Building and Training (CB&T).
3. Employment through Skill Training and Placement (EST&P).
4. Self-Employment Programme (SEP).
5. Support to Urban Street Vendors (SUH).
6. Scheme of Shelter for Urban Homeless (SUSV), and an exclusive component, Innovation & Special Projects (I&SP)

TNCDW has been designated as the nodal agency to execute four components, viz., SM&ID, CB&T, EST&P, SEP. The remaining three components continue to be implemented by the Commissionerate of Municipal Administration.

**Table 6.8**  
**TNCDW - Progress under DAY-NULM in 2016-17**

S. No.	Details	Target	Achievement
1	Formation of SHGs in urban area	15,000	8,514
2	No. of SHGs provided with Seed money.	15,000	1,214

<b>S. No.</b>	<b>Details</b>	<b>Target</b>	<b>Achievement</b>
3	Amount of Seed money provided to SHGs (Rs.in crore)	15.00	1.21
4	No. of Area Level Federations formed	458	161
5	No. of City Level Federations formed	49	10
6	No. of Individuals assisted under Self Employment Programme (SEP)	13,000	1,895
7	Amount assisted under SEP-I (Rs.in crore)	-	13.31
8	No. of Groups assisted under SEP-G	3,680	403
9	Amount assisted under SEP-G (Rs.in crore)	-	14.17
10	No. of SHGs credit linked under SHG Bank Linkage Programme in urban area	-	71,577
11	Amount of credit linkage provided in urban area (Rs.in crore)	-	2,236.33
12	No. of youth to be trained under EST&P	15,000	2,200

## **6.12. Project LIFE – MGNREGS**

To provide full employment status of MGNREGS families, the Project-LIFE scheme has been formulated. This scheme aims to provide opportunities for the youth from MGNREGS job card holder families to undergo skill training programme to enable them to move from the current status partial employment to full employment status. The

Project-LIFE has been introduced in the State from 2015-16.

This programme has three major components viz., i) Skilling for wage employment, ii) Skilling for Self Employment and iii) Livelihood upgradation. Of which Skilling for wage employment is alone financially supported by GoI.

Under Project LIFE, the skill trainings are given in the trades of Driving, Information Technology, Garments and Apparel, Hospitality, Construction, Health, Retail Sales, Beauticians, etc.,

**Table 6.9**

<b>Sl. No.</b>	<b>Types of Skill Training</b>	<b>No. of youths to be trained</b>
1	Wage employment	20,941
2	Self Employment	7,500
3	Livelihood upgradation	3,500
<b>Total</b>		<b>31,941</b>

- **Wage Employment Training** – the trainings are imparted through training institutions which has permanent Registration Number under DDU – GKY scheme with all infrastructure facilities to conduct training.

- **Skilling for Self-Employment Training** – For Self Employment, training will be organized through The Rural Self-Employment Training Institute (RSETIs). The RSETI's are incorporate the training needs of TNSRLM into their Annual Training Calendar.
- **Skilling for Livelihood Upgradation** – The Skill training for livelihood upgradation is on the need basis for individuals as well as SHGs / CLGs. All Households involved in sustainable agriculture are provided training on vermi compost.

The Director of Rural Development has released Rs.46.14 crore for conducting skilling for Wage employment component under Project-LIFE.

- So far, Administrative Sanctions were given to train 12,724 candidates and training were commenced to cover 8,560 candidates under Wage component.
- 4,395 candidates were trained through RSETI's under Skilling for Self Employment.
- 3,376 candidates were trained under Livelihood upgradation component.

### **6.13. Amma two wheeler Scheme**

Another feat of empowerment of women is their easy mobility to their working place. Amma two wheeler scheme is a trail blazer of the former Hon'ble Chief Minister's vision. The Government have sanctioned a special scheme called **Amma two wheeler scheme** to be implemented through TNCDW with the budget outlay of Rs.200 crore to benefit 1 lakh women per year.

## **7. TAMIL NADU PUDHU VAAZHVU PROJECT(TNPVP)**

## **7. Tamil Nadu Pudhu Vaazhvu Project (TNPVP)**

Tamil Nadu Pudhu Vaazhvu Project, also known as Tamil Nadu Empowerment and Poverty Reduction Project (TNEPRP) was launched on 15<sup>th</sup> November 2005. The objective of this World Bank funded project is to eliminate poverty in the project area through a community participatory approach and to enable the target poor to attain comprehensive socio-economic empowerment and development. The project focuses on building strong and vibrant institutions of poor, enhancing their capacity and skills, leveraging resources through nationalized / commercial banks and improving sustainable livelihoods. It also aims to ensure the entitlements and social safety measures to the poor households to progress further. Pudhu Vaazhvu Project helps to attain the goal of creating poverty free TamilNadu in its project area and it ensures gainful employment to the needy, adequate care for the very poor, poor, vulnerable, differently-abled and tribal community.

The Project's success lies in its efforts of building strong and vibrant Community Based Organisations (CBOs) such as Self Help Groups (SHGs), Village Poverty Reduction Committees (VPRCs), Panchayat Level Federations (PLFs), Common Livelihood Groups (CLGs), Common Livelihood Federations (CLFs) and Makkal Kattral Maiyams (MaKaMais). These CBOs make interventions to enhance the skills, capacities of the poor and facilitating their sustainable livelihood promotion with transparent governance and social accountability.

### **7.1. Area and Coverage**

Pudhu Vaazhvu Project, in its first phase in November 2005, was implemented in 2,509 Village Panchayats of 70 Blocks in 16 districts. Based on its success, the project was extended to 1,665 Village Panchayats of 50 Blocks in 10 additional districts in 2011 and at present the Project is being implemented in 26 districts covering 4,174 Village Panchayats in 120 most backward blocks. The project outlay is Rs.1871.85 crore benefiting 9.8 lakh target households.



## **7.2. Objectives of the Project.**

The objectives of Pudhu Vaazhvu Project are

- Alleviation of poverty and ensuring socio-economic empowerment by improving the living standards of the target people through strong and vibrant Community Based Organizations (CBOs).
- Building the capacities of the poor and financing sustainable livelihood activities with non – negotiable principles.
- Enhancing skills and capacities of the poor (especially women and the vulnerable).

## **7.3. Community Driven Development Approach**

One of the unique features of the PVP is the Community Driven Development (CDD) approach. Based on this approach the communities identify the deserving beneficiaries, their needs, plan, implement and enhance their livelihoods through convergence and self binding.

**To achieve the objectives of the project the following strategies are adopted.**

- Social Mobilization and Institutional Building
- Capacity Building
- Financial Inclusion
- Skill Training and Employment
- Livelihood Promotion
- Vulnerability Reduction and
- Health and Hygienic Awareness by Water, Sanitation and Hygiene (WASH) Programmes.

#### **7.4. Project Implementation Support**

##### **7.4.1. State Project Management Unit**

The Project is governed by Tamil Nadu Pudhu Vaazhvu Society, an apex body registered under Tamil Nadu Societies Act 1975 and chaired by the Additional Chief Secretary to Government of Tamil Nadu, Rural Development and Panchayat Raj Department. State Project Management Unit (SPMU) is headed by the Project Director, assisted by the Additional Project Directors and a multi-disciplinary team of Specialists. The State unit is responsible for overall administration,

supervision, facilitation and monitoring of the Project.

#### **7.4.2. District Project Management Unit**

As a registered society, the District Project Management Unit (DPMU) is functioning under the Chairpersonship of the District Collector. The District Project Manager is implementing and monitoring the project activities at the district level supported by a team of Assistant Project Managers and Project Facilitation Teams (PFTs).

#### **7.4.3. Cluster Unit**

Under this unit, 10-15 Village Panchayats are federated into a cluster to provide handholding support to the village level Community Based Organizations (CBOs). It functions with a Team Leader and 4 facilitators.

#### **7.4.4. Grass root CBOs**

In Village Panchayats strong community based organizations such as VPRCs, SHGs, PLFs, SAC, CLGs and CLFs are functioning for the benefit of the target poor through various project interventions.

## **7.5. Project Activities**

### **7.5.1. IEC Activities**

IEC activities play an important role in the dissemination of the objectives and goals of Pudhu Vaazhvu Project. Based on needs, IEC campaign is conducted in the form of Street plays, propaganda Ratham, Brochures, Pamphlets and Wall Paintings etc.,

### **7.5.2. PIP Process**

The Participatory Identification of the Poor (PIP) process is to identify the target beneficiaries viz., very poor, poor, vulnerable and differently abled by the community themselves through transect walk, social mapping, triangulation and wealth ranking. This PIP list is placed before and approved by Grama Sabha. Since PIP process is very transparent, it gains wide acceptance among all community members and line departments.

### **7.5.3. Village Poverty Reduction Committees (VPRCs)**

Village Poverty Reduction Committee (VPRCs) is a self governed community organization formed with the representation of

all the categories of target Population. It is a body of 11-19 members which implements and monitors the project activities and ensures last mile delivery of services at village level. The Panchayat president of the village is the ex-officio President of the VPRC.

The VPRC is also functioning as Village Knowledge Center in securing entitlements, accessing various welfare schemes of the government through e-governance and e-commerce services.

Project funds are extended to the VPRCs based on population. On an average Rs.15 lakhs per VPRC is released in three tranches for its focused intervention in capacity building (40%), special fund for assisting Differently abled and Vulnerable (40%) and youth skill development (20%) and activities are implemented as per Project milestone.

**Table 7.1**

**VPRC Fund Expenditure upto 31.05.2017**

No. of Village Panchayats	No. of VPRCs	VPRC Fund Expenditure	
		Expenditure upto 31.05.2017	
		Physi-cal	Financial expenditure (Rs. in crore)
4,174	4,465	4,465	711.67

**7.5.4.Social Audit Committees (SACs)**

Social Audit Committee (SAC) consisting of 5-7 members is the "Watch Guard" in the Project which ensures the implementation of the principles of the project such as collective decision, prioritization of marginalized, maintenance of transparency and monitoring of CBOs. In the project are 4,465 SACs have been formed to monitor the project activities.

**7.5.5. Self Help Groups (SHGs)**

Under this Project, in forming the pro-poor into SHGs, care is taken to include the target group. The size varies between 12-20 and the Project relaxes the number of members in forming exclusive SHG for the differently abled. Special focus is given to foster savings, enhance their capacity and access to credit linkages for their livelihoods

promotion. Strengthening the existing SHGs. In this Project area 1,07,436 SHGs have been functioning including 3,709 Tribal SHGs.

**Table 7.2**  
**Details of SHGs upto 31.05.2017**

Details	Upto 31.05.2017
A. New SHGs	
Women SHGs	22,861
Differently Abled SHGs	13,286
Total number of SHGs newly formed	36,147
B.Existing Number of SHGs Affiliated with Project	71,289
<b>Total Number of SHGs (A+B)</b>	<b>1,07,436</b>

### **7.5.6. Panchayat Level Federations (PLFs)**

PLF is a federation of SHGs formed in a panchayat which acts as a financial intermediary that takes care of both financial and non-financial needs of the members. Project funds are extended to PLFs on an average of Rs.12 lakh as Amudha Surabhi Fund (ASF) in two installments based on milestone achievements. The effective intervention of PLF has reduced the dependence of the poorest of the poor on money lenders and other MFIs which is one of the proud achievements of the project. So far the project fund released to the PLFs is Rs.519.40 crores and it gets rotated

with 7,75,378 members to the tune of Rs.1693.49 crores. The velocity of rotation done by the PLFs through PVP is 3.26 times.

**Table 7.3**

**PLF Fund Expenditure upto 31.05.2017**

No. of Village Panchayats	No. of PLFs	Amudha Surabhi Fund Release	
		Expenditure up to 31.05.2017	
		Physical	Financial expenditure (Rs. in crores)
4,174	4,464	4,463	519.40

**7.5.7. SHGs - Credit Linkage**

Banks are one of the main stake holders in the social mobilization and economic empowerment of the women. Pudhu Vaazhvu Project also has provided a wide platform for the bank to handhold the poor by ensuring easy credit flow to the SHGs and bulk loan to the PLFs.

**Table 7.4**

**SHGs Credit Linkage upto 31.05.2017**

Details	Achievement up to 31.05.2017	
	Physical	Financial achievement (Rs.in crore)
A. SHGs first linkage with Bank	1,06,211	696.20



B. SHGs second and subsequent linkages with Bank	98,376	4789.73
SHGs Bank Linkages (A+B)		5485.93
PLF Bulk Loan	847	234.19
Total Credit availed		5720.12

During the year 2016-17 Annual credit plan target fixed for this project was Rs.1211.61 Crore and the achievement was Rs.1376.36 Crore (122%).

### **7.5.8. Capacity Building**

Capacity Building of project staff, community institutions and its members is the fundamental activity of the project for empowering them and facilitating poverty reduction. The project provides adequate training and handholding support both to project staff and CBOs through thematic and need based training periodical. This helps to accelerate the implementation of project interventions and assist CBOs in their effective service delivery to target people. All the CBOs viz. VPRCs, SAC, SHGs, PLFs, CLGs, CLFs and MaKaMai are competently capacitated by transferring skills and knowledge for becoming vibrant and self reliant community institutions.

One of the primary objectives of project's capacity building is to build strong cadre of social capital as Community Professionals (CPs) from the target community. These community professionals are now functioning as project community resource persons. The CPs provide mentoring and handholding support to CBOs to function efficiently in a more accountable and transparent manner.

**Table 7.5**  
**Capacity building training details as on**  
**31.05.2017**

<b>S.No</b>	<b>Details of training program</b>	<b>Physical</b>	<b>Financial (Rs in Cr)</b>
1.	Project staff (Project Induction training, Thematic trainings, Refresh training & Need based training)	3,270	4.54
2.	Community institution training VPRC, SAC, SHG, PLF, CLG, CLF, MaKaMai	17,90,002	180.17
<b>Total</b>		<b>17,93,272</b>	<b>185.07</b>

### **7.5.9. Common Livelihood Groups (CLGs)**

It is a novel concept of the project in which a number of persons engaged in same or similar livelihood activities at Panchayat level are grouped as CLGs for getting better support

services such as common infrastructure, procurement of raw material and other inputs, marketing of products etc. Common Livelihood Groups capitalize on economics of scale by generating income and building livelihoods. A maximum of Rs.1 lakh from the project is given to each CLG for the provision of common infrastructure and other collective action.

**Table 7.6**  
**CLGs Fund Expenditure up to 31.05.2017**

No.of Village Panchayats	No.of CLGs	GLG Fund Expenditure	
		Expenditure up to 31.05.2017	
		Physical	Financial Expenditure (Rs.In Crore)
4,174	5,264	5,264	45.65

#### **6.5.10. Common Livelihood Federations (CLFs)**

It is a federation of a number of Common Livelihood Groups (CLGs) of similar activities at block/district level. It provides access to various forward and backward linkages and to effect higher level interventions to improve and sustain the activities of members and groups. CLFs are formed and registered under Societies Act. CLF is assisted to an extent of 75% project cost and of the

remaining 25%, 5% is mobilized as a contribution from members and 20% from the Convergence. So far 23 CLFs have been formed by the project under Agriculture, Dairy, Goattery and Garments with the assistance of Rs.5.39Crores.

### **7.5.11. Convergence under Livelihoods**

#### **a.Raising of Agathi Seedlings Scheme**

In this scheme, 19.24 lakh seedlings were raised by the CLG/SHG members in 26 districts with Rs.1.54 Crores provided by the Animal Husbandry Department. The Project population and the department of Animal Husbandry are mutually benefitted by the scheme as the groups can get the income and the department gets the seedlings for fodder raising to sheeps, goats and cows. The work of raising agathi seedlings was taken up by CLG / SHG members of the project and in the process they learnt nursery raising also. The raised 19.24 lakhs Agathi Seedlings were handed over to the Regional Joint Director, Animal Husbandry Department of the concerned districts for planting.

## **b. Native Chicken Scheme**

Native Chicken Scheme is a convergence Programme with Animal Husbandry Department implemented through PVPs in 15 districts viz., Dharmapuri, Theni, Dindigul, Kancheepuram, Karur, Krishnagiri, Madurai, Nagapattinam, Pudukottai, Sivagangai, Ramanathapuram, Thiruvarur, Tiruvallur, Vellore and Tiruvannamalai. About 1,880 beneficiaries were selected for rearing Native Chicken.

Under this scheme each beneficiary is eligible to receive an amount of Rs.61,800/- in which Rs.37,550/- is loan and Rs.24,250/- is government subsidy to rear 3 batches of chicks with each batch having 100 chicks. By this scheme sustainable additional income has been ensured to the SHG and CLG members.

### **7.5.12. Initiative under Livelihoods**

#### **Agri Business Centres**

Agri Business Centres have been established in 10 Districts viz., Kancheepuram, Theni, Tiruvallur, Vellore, Tiruvannamalai, Namakkal, Villupuram, Salem, Thoothukudi

and Ramanathapuram. The main objective is to eliminate middlemen and promote direct retail marketing of agri and horticulture produces such as vegetables, millets, coffee and spices to get increased return. An amount of Rs.44.30 lakhs has been released from the project to establish these 10 centres. Each centre has facilities for receiving, sorting, storing and marketing the agri produces.

### **7.5.13.Makkal Kattral Maiyam (MaKaMai)**

Makkal Kattral Maiyam is a higher level institution formed and registered under Tamil Nadu Societies Registration Act 1975. Under Pudhu Vaazhvu Project MaKaMais have been established in 16 districts to indentify best practices, best knowledge gained and to disseminate to the cadre for better livelihood interventions in the form of training/capacity building. Training on Institutional Building, Livelihood Promotion, Accounts and Auditing, Tally training, Financial Inclusion and Health and Sanitation has been imparted to the community professionals of MaKaMais. The MaKaMais have been functioning at block and district levels.

### **7.5.14. Assistance to Differently abled and Vulnerable**

VPRCs ensure Vulnerability Reduction and Social Security through specific service delivery to differently abled and vulnerable. In PVP, 40% of the VPRC funds are earmarked for the welfare of the differently abled and vulnerable persons for meeting their immediate needs and livelihood improvement. By insuring their life, asset, health and enabling access to social security schemes in other government departments, the project ensures their social security. Empowering the vulnerable and the differently abled is the prime focus for which the project interventions are amply supporting them.

**Table 7.7**  
**Assistance to Differently abled and vulnerable upto 31.05.2017**

<b>Details</b>	<b>Achievement up to 31.05.2017</b>	
	<b>Physical</b>	<b>Financial achievement (Rs.in Crore)</b>
Assistance	3,59,179	216.89
Aid & Appliances	43,837	16.24
Maintenance grant	22,471	3.37
Pension	1,72,045	145.46
Credit linkage to Special SHGs	12,185	77.55

### **7.5.15. Initiative under the Differently Abled Scheme:**

The Project with a view to facilitate enterprise activity for differently abled persons has promoted 76 Block Level Technical Centers with a start up fund of Rs.1.5 lakh per centre from the project. Differently abled persons are trained through the project and are engaged in the centres for providing services and repairing of home appliances, cell phone and computer in local area including Village Knowledge Centres (VKCs).

### **7.5.16. Pudhu Vaazhvu Mental Health Programme (PVMHP)**

Pudhu Vaazhvu Mental Health Programme (PVMHP) is a proud initiative implemented between October '2012 to September '2016 through this project with the grant support from Japan Policy for Human Resources Development (JPHRD). This program was implemented through community based approach by VPRCs for addressing persons with mental disabilities such as Mental Illness and Mental Retardation. It was implemented in 609 VPRCs of 578 Village Panchayats in 15



blocks/districts. The Project's positive interventions of awareness creation on mental health practices, inter personal communication for health seeking behavior, focused interventions for continued intake of medicine, follow up of treatment and mainstreaming into Self Help Groups yielded good results. Assistance for livelihood activities has facilitated a meaningful and positive transformation in the lives of persons with mental disabilities.

**Table 7.8  
Assistance to Mentally ill and Mentally Retarded persons up to 31.05.2017**

<b>Details</b>	<b>Mentally ill</b>	<b>Mentally Retarded</b>	<b>Total</b>
Mentally ill Persons identified	2,741	4,336	7,077
Counselling support	2,690	3,954	6,644
Medical support	2,633	1,734	4,367
Livelihood support	2,612	3,502	6,114
Hospitalized	810	602	1,116
Recovered and Rehabilitated	810	-	810
<b>Amount spent</b>	<b>Rs.18.06 crores</b>		

### **7.5.17. Tribal Development in PVP**

Tribal people of all 26 districts of the project area have been included under this project by extending project benefits to them.

351 Tribal VPRCs, 3,613 Self Help Groups, 351 PLFs including sub-committees (including livelihood sub-committees), 259 CLGs and 6 CLFs have been formed in 212 tribal Village Panchyats. 106 Village Knowledge Centres have been established. A total of 84,343 households have been benefitted from the project to the tune of Rs.29.77 crores.

The Pudhu Vaazhvu Project has focused on many development interventions either through the Project funds or by leveraging resources from line Departments. The various interventions for the welfare of tribal community undertaken by PVP are such as issuing of Tribal Welfare Cards, MGNREGS cards, Tribal Community Certificates and accessing the Old Age Pension, Widow Pension through convergence. Moreover, the eligible tribals were linked with DRDA for getting Chief Minister's Solar Powered Green houses and PMAY houses.

**Table 7.9**  
**Benefits extended to Tribal from the**  
**Project and Convergence as on**  
**31.05.2017**

<b>S.No</b>	<b>Details</b>	<b>Number</b>
1	Trained Tribal youth for Skill Training	18,069
2	Livelihood Assistance to Tribals from the Project	36,161
3	Tribal Community Certificates	30,842
4	Tribal Welfare Cards	19,734
5	MGNREGS Cards	47,984
6	OAP and Widow Pension	8,853
7	Green Houses and PMAY	14,474
<b>Total</b>		<b>1,76,117</b>

#### **7.5.18. Youth skill training and placement**

Tamil Nadu is one of the industrially developed states in India. But, poverty and lack of skill training hamper the progress in the life of the youth. Therefore, enhancing their skill abilities and facilitating them to suit the employment trend and market is one of the core components of the Pudhu Vaazhvu Project. For this purpose potential unemployed and underemployed youth in the target group in the age of 18 to 35 years are identified in all the village Panchayats and Youth Data Base is created capturing their personal details and profiling them. Youth are trained in basic skills

and skill up-gradation in various trades based on their interest in existing skill, aspiration and need.

Moreover the Project acts as an bridge between the unemployed youth and reputed companies through Job fairs. Potential companies like Hyundai, Ford, L&T, TVS, Saint – Gobain, Triumph, Intimate Fashion, Nisan, etc., are invited to job fairs and direct employment is arranged for youth under the project. In each panchayat, at least one volunteer is identified and trained as CP (Jobs) for identifying potential youth for training and employment.

During the year 2016-17, 30,326 Youth were trained and 27,074 were gainfully employed.

**Table 7.10**  
**Youth Skill Training up to 31.05.2017**

Details	2016-2017	up to 31.05.2017
	Physical	Physical
Youth Trained	30,326	4,63,597
Youth gainfully Employed	27,074	3,96,441

**Table 7.11****Trade wise Employment through Youth Skill Training up to 31.05.2017**

<b>S.No.</b>	<b>Name of the Sector</b>	<b>No of Youth Trained</b>	<b>No of youth Employed</b>	<b>% of Employed</b>
1	Automobile Sector	164997	144591	88
2	Garment Making	77422	66801	86
3	Computer Skills	67734	55163	81
4	Industrial Mechanism	45353	37537	83
5	Construction Skills	20352	17581	86
6	Medical Application	14285	11682	82
7	Beauty therapy	8814	7182	81
8	Cell phone servicing	6880	5908	86
9	Leather goods production	6346	5552	87
10	Hospitality (Catering & Hotel Management)	6107	4776	78
11	Retail Management	364	296	81
12	Other Trainings	45033	39372	87
	<b>Total</b>	<b>4,63,687</b>	<b>3,96,441</b>	<b>86</b>

**A New Special Livelihoods Scheme for Poor Women Headed Households** is being implemented by the Government to provide necessary training to get self or wage employment to the Women Headed Households. Accordingly, during 2016-2017, 6,576 beneficiaries from the Women Headed Households were trained to take up livelihood activities.

## **Women Auto Drivers' Scheme**

Hon'ble former Chief Minister made an announcement in May 2016 that 100 Women will be train and provided with bank loan and government subsidy to procure Autos. Under this scheme, so far 60 women have been benefited.

### **7.5.19. Village Knowledge Centers (VKCs)**

In the Pudhu Vaazhvu Project all VPRCs in 4,174 Village Panchayats are strengthened to function as Village Knowledge Centers (VKCs). Every Village Knowledge Center is equipped with computer, broadband connection, web camera, Bio-Metric device, educational CDs and books for competitive exams. These centers also provide information on market prices, tele medicine, job information, career guidance to youth, educational inputs etc.

The VKCs also serve as e-governance centres to access the services such as community, income, birth, death and mark certificates, pension and welfare assistance and e-commerce activities of Government of India.

So far, 6,05,654 e-governance transactions have benefitted the people. Services like Cell phone recharges, Aadhar Services, Aadhar Enabled Payment System, payments of bills for utilities etc are done under e-commerce activity and 44,133 persons have utilized these services. Through Aadhaar Enabled Payment System (AEPS) so far 5,815 members have been benefitted. TamilNadu Government has introduced a new e-Sevai portal through which 81,947 Electricity Bill payment have also been made.

The VPRCs have earned a total of Rs.1.76 crore through Village Knowledge Centres.

## **7.5.20.Environment and Sanitation**

### **a.Environment**

The Pudhu Vaazhvu Project also focuses on environment and sanitation as they form an integral part of empowerment and poverty reduction. The Project encourages its beneficiaries to keep their homes, surroundings and villages clean and green.

As a part of environment protection, all the 5,264 CLG business activities are environmentally appraised before the release of project funds for infrastructure support to CLGs.

In view of protecting the environment in the project area nearly 1.33 lakh trees have been planted. After providing necessary training to farmers in 26 districts, 963 small farmers have been introduced to organic agriculture covering 1,342 acres of land and 6,271 eco friendly activities such as Azola cultivation, vermi composting, Panchakavya production, organic manure making etc.,

### **b. Water Sanitation and Hygiene (WASH) initiatives**

1. VPRCs of the Project are entrusted with the implementation of sanitation and solid waste Management in Project area covering 4,174 village Panchayats and have engaged 4,311 Community Professionals (sanitation) for the Village Level Implementation.
2. Project has facilitated credit of Rs.5,000/- for startup activities of construction of IHHL.



91,680 beneficiaries have availed the loan of Rs.45.84 crore in the project area.

3. Project has developed a scheme called Sanitation Loan Product intended for the purchase of cleaning materials and tools, toilet construction and allied works, for repairing of toilets and small water tanks. The PLFs have facilitates loan and monitor. Loans were also extended to pursue livelihood activities related to sanitation. So far Rs.1.73 crores for 2,514 members has been disbursed.
4. Under scheme through convergence with RD schemes 4.48 lakhs IHHL have been constructed in the last 2 years.
5. The PVP assisted the RD department to declare around 1,050 Village Panchayats as Open Defecation free status in the project area.
6. The Project, at a cost of Rs.8 crores is developing 2,524 VPRCs as Water Sanitation and Hygiene Demo Model and is to create intensive awareness among all 4,465 VPRCs of the Project on Sanitation and Hygiene.
7. In accordance with the announcement of the Hon'ble former Chief Minister in May 2016, Women SHG members have been trained to produce Sanitation and Hygiene products under

this project. The Project has so far trained 796 women SHG members, facilitated loan for 315 members to the value of Rs.53.52 lakhs and have promoted 397 enterprises on Sanitation and hygiene and is taking steps to link their products to the demands of the local bodies.

#### **7.5.21. National Resource Organization (NRO)**

In recognition of the professional expertise gained in the development sector by TNPVP and its demonstrative models established, the MoRD – NRLM made TNPVP as National Resource Organization in 2012. After the recognition by NRLM, the TNPVP NRO organized many field immersion and induction training programs to many SRLMs and other World Bank funded projects.

As on date the NRO has signed MoU with 3 states- Bihar, Pondicherry and West Bengal to render its services on Institutional Building, Capacity Building, Institutional Federation and livelihoods. An amount of Rs.1 crore has been sanctioned by the NRLM for the establishment and maintenance of TNPVP – NRO.

## **7.6. Impact of the Project**

The Impact Evaluation study of Social Observatory Team of World Bank, on PVP have elucidated the following :

- Number of loans taken by the beneficiaries for non farm livelihood activities have increased by 49%.
- Proportion of Households who spent amount on household repair has increased by 29%.
- Proportion of skilled labourers within a household articles has increased by 37%.
- Women attendance in Grama Sabha has increased by 60%.
- Proportion of female taking in the decision Household regarding livelihood activities have increased by 14%.

## **7.7.Financial Performance**

The Project Outlay has got increased to Rs.1871.85 crore from the original outlay of Rs.1667.10 crore due to accrual of exchange rate gain of Rs.204.75 crores. Against this revised outlay of Rs.1871.85 crore, a sum of Rs.1818.16 crores has so far been incurred as expenditure till May '2017.

Launched in November '2005, after benefitting the target poor for 12 years the World Bank assisted Tamil Nadu Pudhu Vaazhu Project is going to phase out by 30.06.2017.

### **7.8. Tamil Nadu Rural Transformation Project(TNRTP) – Pudhu Vazhvu Project - II**

In continuation of the TNPVP, due to the earnest efforts of the State, the Tamilnadu Rural Transformation Project (TNRTP) – Pudhu Vazhvu Project – II will be launched in soon with the financial assistance of World Bank the objectives of promoting rural enterprises, and creating employment opportunities in the selected 120 Blocks.

**8. INTERNATIONAL FUND FOR  
AGRICULTURAL DEVELOPMENT**

**Assisted**

**POST TSUNAMI SUSTAINABLE  
LIVELIHOODS PROGRAMME**

## **8. INTERNATIONAL FUND FOR AGRICULTURAL DEVELOPMENT**

**assisted**

### **POST TSUNAMI SUSTAINABLE LIVELIHOODS PROGRAMME**

A high tide wave called Tsunami that hit 13 coastal districts of Tamilnadu on 26<sup>th</sup> December 2014 unprecedentedly caused loss of thousands of human lives and cattle, damaged basic infrastructure facilities like road, power supply, houses and drinking water, created health hazards and environmental distress besides the loss of assets of the coastal communities were also lost. True to the commitment towards the welfare of the people the State Government stood by the suffered community with its swift relief and re-habilitation measures. The Government also ensured the sustainability of the re-habilitation through its comprehensive programme Post Tsunami Sustainable Livelihoods programme (PTSLP) with credit support from International Fund for Agricultural Development (IFAD).

The three components of the programme are viz., i) Coastal Area Resource Management; ii) Rural Finance and Risk transfers iii) Employment Generation and Skill Training.

### **I. Project areas:**

During 2007-08, this project was initially implemented up in six coastal districts and is being extended to another 6 coastal districts except Chennai from 2016 – 17 .

#### **a. Existing districts:**

Period	:	2007-08 to 2018-19
Cost	:	Rs.283.69 crore
Project areas	:	Thiruvallur, Kancheepuram, Villupuram, Cuddalore, Nagapattinam & Kanyakumari

#### **B. Additional districts :**

Period	:	2016-17 to 2018-19
Cost	:	Rs.279.49 crore
Project areas	:	Tiruvarur , Thanjavur , Pudukkottai, Ramnad, Tirunelveli and Thoothukudi

### **II. Implementation structure:**

A State level Programme Steering Committee under the chairmanship of Additional Chief Secretary to Government,

Rural Development and Panchayat Raj Department administers the implementation of this project. Principal Secretary is the Project Director and assisted by the Central Project Monitoring Unit (CPMU) consisting of Additional Director, Finance & Administration Manager, Executive Engineer, Enterprise Development Manager, Senior Rural Finance Manager, Monitoring and Evaluation Manager, Communication and Information Technology Manager at the state level. A District Level Implementation Advisory Committee under the chairmanship of District Collector being assisted by District Implementation Officer, Assistant Executive Engineer, Assistant Engineer, Accounts Officer, Community Development Officer, District Coordinator, Enterprise Development Officer and Monitoring and Evaluation Officer monitors the implementation of the project.

### **III. Objectives:**

The project envisages to build self-reliant and mutual supporting coastal communities and enable them to manage their livelihoods in a sustainable manner. This would be achieved



by developing viable enterprises with skill up-gradation and adequate credit support for livelihood activities, risk mitigation through risk transfer instruments and resource management systems in the region affected by the Tsunami and supported by the community and other appropriate institutions.

#### **IV. Target Group:**

Coastal dwellers (in villages directly or indirectly affected by the Tsunami) ie.

- i) Coastal fishers using beach launched craft;
- ii) Small-scale women fish vendors and processors;
- iii) Wage labour employed in the fisheries and agriculture sectors;
- iv) Small and marginal farmers ;
- v) Marginalized occupation groups (e.g seashell workers)
- vi) Very poor and poor identified through Participatory Rural Appraisal exercise.

#### **V. Coastal Area Resource Management:**

##### **a. Community Support:**

At Cluster level, a Cluster Resource Centre covering 5 to 7 coastal panchayats in

partnership with field Non-Governmental Organizations (FNGOs) was created for programme implementation support. 28 Cluster Resource Centres (CRCs) in the existing 6 districts had already been established and 36 Cluster Resource Centres in the additional districts are to be positioned during this year. Each Cluster Resource Centre is manned with a Cluster Coordinator, a Cluster Facilitator, Business Promoter and Additional Business Promoter in a separate office with IT infrastructures.

A community based organization called Panchayat Level Federation (PLF) is the field level project implementing agency that have been provided with office including IT infrastructures. Community Exposure Visits are being organized periodically to places of effective governance of Community Based Organizations (CBOs), success proven micro livelihood enterprises in PTSLP, PVP and TNSRLM project areas of other districts for information sharing and knowledge dissemination among Self Help Group and PLF members. During 2016-17 four PLF buildings at

the cost of Rs.34.60 lakh, 17 Net Mending Hall at the cost of Rs.139.20 lakh, 3 Fish Drying Yard at the cost of Rs.16.75 lakh and 2 Reverses Osmosis Mineral Water Plants at the cost of Rs.30.00 lakh were constructed and are in the use of the community.

### **b. Community Resource Planning:**

As start up activities, a baseline survey, livelihood mapping, wealth ranking were undertaken by the project involving the community through Participatory Rural Appraisal (PRA) method. Micro Plans requiring need based infrastructures viz., Net Mending Hall, Fish Drying Yard, Fish Procurement Centre, Fish Auction Hall, PLF office building, Reverse Osmosis plants are prepared for each coastal village towards better enriched livelihood activities with enhanced environmental safeguards. The livelihood mapping at a cost of Rs. 38.70 lakh, development of micro plan at a cost of Rs.12.90 lakh. Bi-annual review planning at a cost of Rs.20.64 lakh, Community exposure visit at a cost of Rs.21.60 lakh will be taken up

in 129 PLFs in Phase – II districts will be made during this financial year 2017-18.

### **c. Fisheries Resource Management:**

Artificial Reefs covering grouper fish modules, reef fish modules and well ring modules to augment fishery resources were developed with the technical support of Central Marine Fisheries Research Institute and deployed at 6 locations at 5 km from the shore in the seabed. Further 12 locations have been identified for deployment of artificial reefs in. Workshops on Fisheries Resource Management at the state and district levels are conducted to identify issues of conflicts and finding solutions with the help of fishery experts.

## **6. Rural Finance and Risk Transfer Instruments:**

### **a. Micro Credit to SHGs:**

Timely access to credit and uninterrupted credit flow to self help groups for their livelihood is a key factor for their sustainability. The active SHGs in the project areas are exposed to the bankers through district level workshops and credit linkages are facilitated

after grading to create a congenial climate for accessing affordable credit. Exposure visits are arranged for bankers to have direct experience on various good practices of the PLFs and micro enterprises. Panchayat Level Federations have been trained to act as Business Development Correspondents (BDCs) with financial institutions like NABFINS, ICICI Bank and Pallavan Grama Bank (PGB) and Community monitored credit lending and recovery mechanism have been institutionalized in the system. During 2016-17 Credit linkage to 1204 SHGs benefiting 16,756 members were assisted credit linkages of Rs.4094.77 lakh. In addition, 656 JLGs were provided Livelihood loans of Rs.1561 lakh benefiting 3,280 members.

#### **b. Risk Management:**

- **Vulnerability Reduction Fund:** Panchayat Level Federations (PLFs) administer this fund and is given to the community members at distress on account of loss of livelihood, health, accident, shelter repair occur at unforeseen circumstances. The interest chargeable is 6% per annum and repayable in 12 to 18 monthly

installments. The project contributes 4/5 of the fund and the balance 1/5 share is borne by the community. The loan amount ranges from Rs.1000 to Rs.7500 and Rs 10,000/- for differently abled persons.

### **Utilization of Vulnerability Reduction Fund over the years**

Year wise	No. of people benefited	Amount (Rs.in lakh)
2010 - 11	1875	61.02
2011 - 12	1622	66.72
2012 - 13	3391	151.96
2013 - 14	3860	206.78
2014 - 15	6582	324.28
2015 - 16	6786	345.75
2016 - 17	3660	225.71
Total	27776	1382.22

- **Product Development and Innovation Fund:** An innovative model of using Kitchen wastes based bio gas plants were initiated in coastal areas and 564 plants were installed. At a cost of Rs. 20,900/- per unit involving 30% grant from project with 24% subsidy, 36% loan component from PLFs and 10% beneficiaries contribution. This has benefitted women to keep their environment clean and to recycle the kitchen wastes. During the year

2016-17, 196 plants at the cost of Rs.40.96 lakh were installed and brought to use..

- **Patient Capital Fund:** With the Patient capital of Rs.7 Crore from PTSLP to finance 25% of livelihoods loan at 4% interest per annum along with 70% of loan component at RBI approved interest rates from NABFINS and 5% beneficiaries contribution, more micro enterprises in the project areas through Joint Liability Groups (JLGs) were taken.

## **VII. Employment Generation and Skill Training:**

### **a. Support to SHGs :**

The project ensures the sustainability of livelihoods through capacity building to the members of PLF in Financial Management, Governance, Computer Operations and Women Empowerment. A Separate Tally software has been designed for the use of the PLFs to capture all transactions of the SHGs and PLFs and all components of project activities. 200 Community Resource Persons (CRPs) from among active members of SHGs have been

trained for handholding the project activities at the post project period.

**b. Fish Marketing Societies:**

60 Fish Marketing Societies (FMS) with members of owners of small crafts, Kattumarams and Vallams in partnership with South Indian Federation of Fishermen Societies (SIFFS) were established. In order to free them out from the clutches of middle men in fish sales, a debt redemption loan is given to each members of FMS ranging between Rs 15,000 and Rs 30,000. The societies have their own building with all infrastructure facilities. Two District fishermen federations have been established at Thiruvallur and Nagapattinam districts and one Regional Federation at Viluppuram for Kancheepuram, Viluppuram and Cuddalore have been established. 3 Out board motor workshops and 3 boat yards have been established to ease drudgery in boat repair. For hygienic handling of fish, 4 fish procurement centres and 4 Fish Auction halls were constructed.



### **c. Income Generation Activity training:**

Development of livelihood skills is an increasing felt need in the society. Having foreseen the compelling need, the project had trained for 17,092 community people in Income Generation Activities. The training sensitizes the people to available opportunities and means to tap them and exhibit their methods with value addition and marketing.

### **d. Micro Enterprise Development:**

Producer groups, PLFs, members of FMS and poor individuals are encouraged to establish viable micro enterprises that are viable. Consultants and Young Professional are engaged for guiding JLGs to opt for viable successful micro enterprises. The project intends for graduation of self-employed to enterprise owners. Focused efforts are made to establish traditional and non-traditional activities. Some of the trades started by the project are Mango cultivation, Vegetable and medicinal plants, Floriculture, fresh fish, dry fish vending, poultry, dairy, goat, coconut

farming, coir rope making, coconut thatched leaf, toys making, seashell products, cashew nut processing, saree printing, provision store, mini hotel, beauty parlour e-centres with DTP are some of the trades funded by the project.

**e. Vocational training to unemployed youth:**

The youth of the target group have had limited opportunities due to their living place and condition. In order to main stream them project ventured into giving Vocational Training in employable trades, with duration ranging from 3 months to one year are provided with assured employment for 6,821 rural youth.

**VIII. Monitoring and Evaluation:**

Monitoring and evaluation a well equipped with MIS and Tally has been provided at state, district, cluster and panchayat level to maintained outcome, time bound activities of the project are being maintained and tracked at regular interval. Social media and regular meetings are also few methods for monitoring and evaluation, dissemination of information and knowledge to the community.

## **IX. Knowledge Management :**

**P**roject knowledge management strategy has been formulated conducting knowledge need assessment at community and CRC level. All events, particularly meetings, visits, best practices and trainings are disseminated through articles in Mutram Magazine. Pamphlets and documentaries also have been produced.

**9. BUDGET FOR  
2017-2018**

## **9. BUDGET FOR 2017-2018**

A sum of Rs.16,665.426 Crore is provided in the Budget for the year 2017-18. Out of which, the Revenue Expenditure is Rs.15,236.985 Crore, Capital Expenditure is Rs.1,428.441 Crore and Loans to Government Servants is Rs.0.25 Crore



## **10.CONCLUSION**

## **Conclusion**

The Government under the farsighted tutelage of the **Hon'ble former Chief Minister of Tamil Nadu** had long recognized the need for a holistic approach towards rural development and had introduced many new and pioneering schemes like the Tamil Nadu Village Habitations Improvement Scheme (THAI), Chief Minister's Solar Powered Green Housing Scheme, The Tamil Nadu Rural Roads Improvement Scheme, Solid Waste Management through Thooimai Kavalars etc. These *sui generis* schemes were trendsetters for the entire country to replicate. The clear mandate before the Rural Development Department is to improve upon these schemes and to bring improvement to the quality of life of Rural People.

The vibrant participation of the village panchayats in the development process hinges on the availability of resources at the panchayat level. Considering that the bulk of the expenses of the Village Panchayats



istowards Electricity consumption charges, the Government has taken a series of efforts like replacement of Street lights with LED lights, regularization of EB Service Connections and the integration of TANGEDCO server with TNRD server which will effectively reduce the resource crunch in the Village Panchayats. Further, with the implementation of the recommendations of the 5<sup>th</sup> State Finance Commission the Government has sought to strengthen the local bodies through better distribution of funds.

This Government has added a new dimension to the implementation of MGNREGS by effectively converging MGNREGS for creation of various public and individual assets. During 2017-18, the objective would be to best utilise the scope available under MGNREGS for taking up drought mitigating works like provision of recharge shaft, check dams, stone bunding, earthen bunding and other water harvesting works.

The core approach towards making Tamil Nadu an Open Defecation Free state has been given a new framework with importance to more decentralized community-led approach. The effective implementation of sanitation strategies is sustained by a combined effort of technical support, incentivisation and monitoring. The efforts of the Government have started yielding results and 4,364 Village Panchayats have so far been declared Open Defecation Free in the last 2 years.

The Solid Waste Management system implemented through the deployment of *Thooimai Kaavalars* in convergence with MGNREGS is a first of its kind model in the country. The Government will continue to support this system through the provision of required support infrastructure.

Construction of Houses, creation and improvement of various amenities like Schools, Anganwadis, PDS shops etc. and providing continuous support for the holistic

maintenance and improvement of rural roads will remain the focal point for this Government.

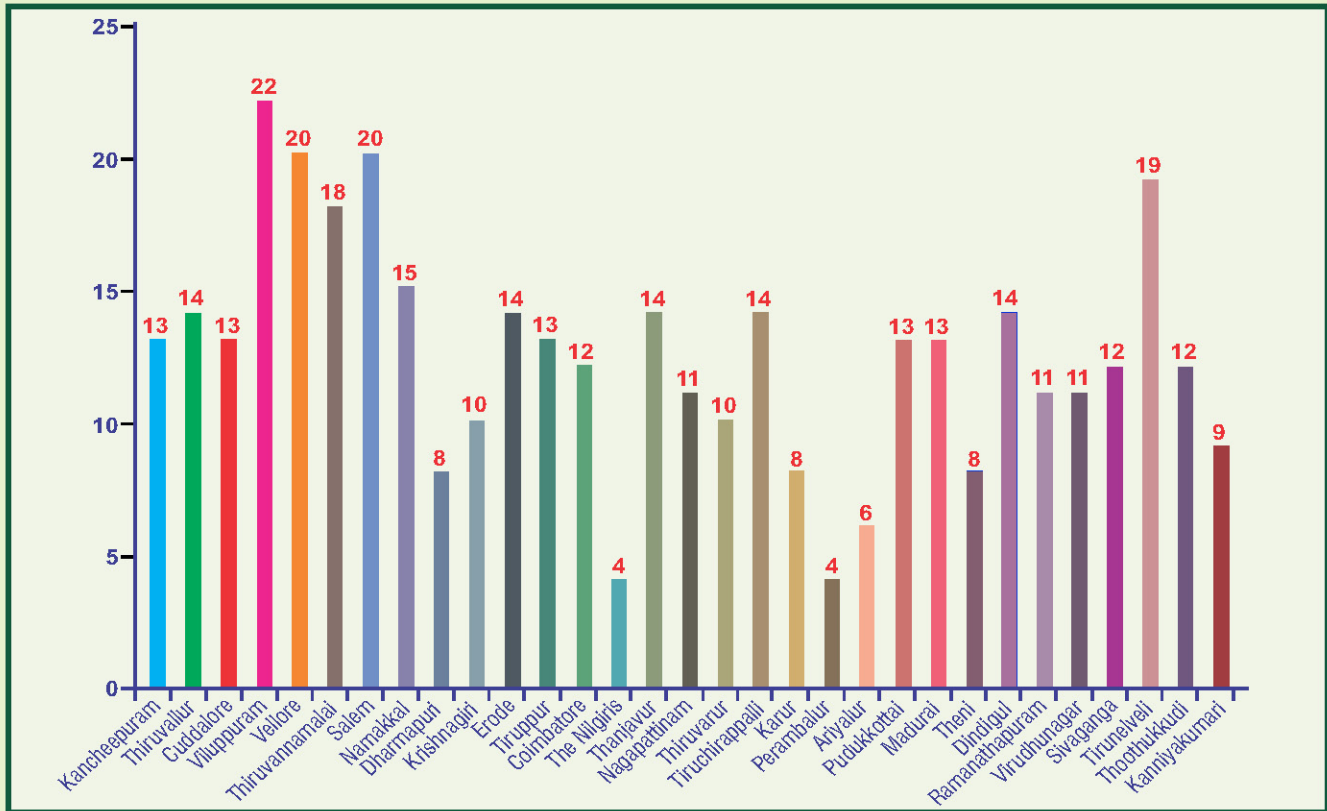
The implementation of the Tamil Nadu Pudhu Vaazhvu Project (TNPVP) and the Tamil Nadu State Rural Livelihoods Mission (TNSRLM) has provided the rural poor and the rural women with myriad opportunities. The objective of this Government is to make the women self reliant through empowerment, skill development and financial assistance. The Government is addressing the issue of poverty and joblessness through the involvement of community. The above programmes run a full circle starting from identification of the poor and vulnerable, providing training and skill enhancement, creating credit linkages and finally providing various business and job opportunities. The Government will continue to maximise the use of the self help groups in its endeavour towards making visible transformation in the rural Tamil Nadu.

The various flagship rural development programmes introduced by the Hon'ble former Chief Minister Puratchi Thalaivi Amma will serve as the beacon light for this Government to follow towards realising the goal of eradicating poverty and making Tamil Nadu the *best* state in the country.

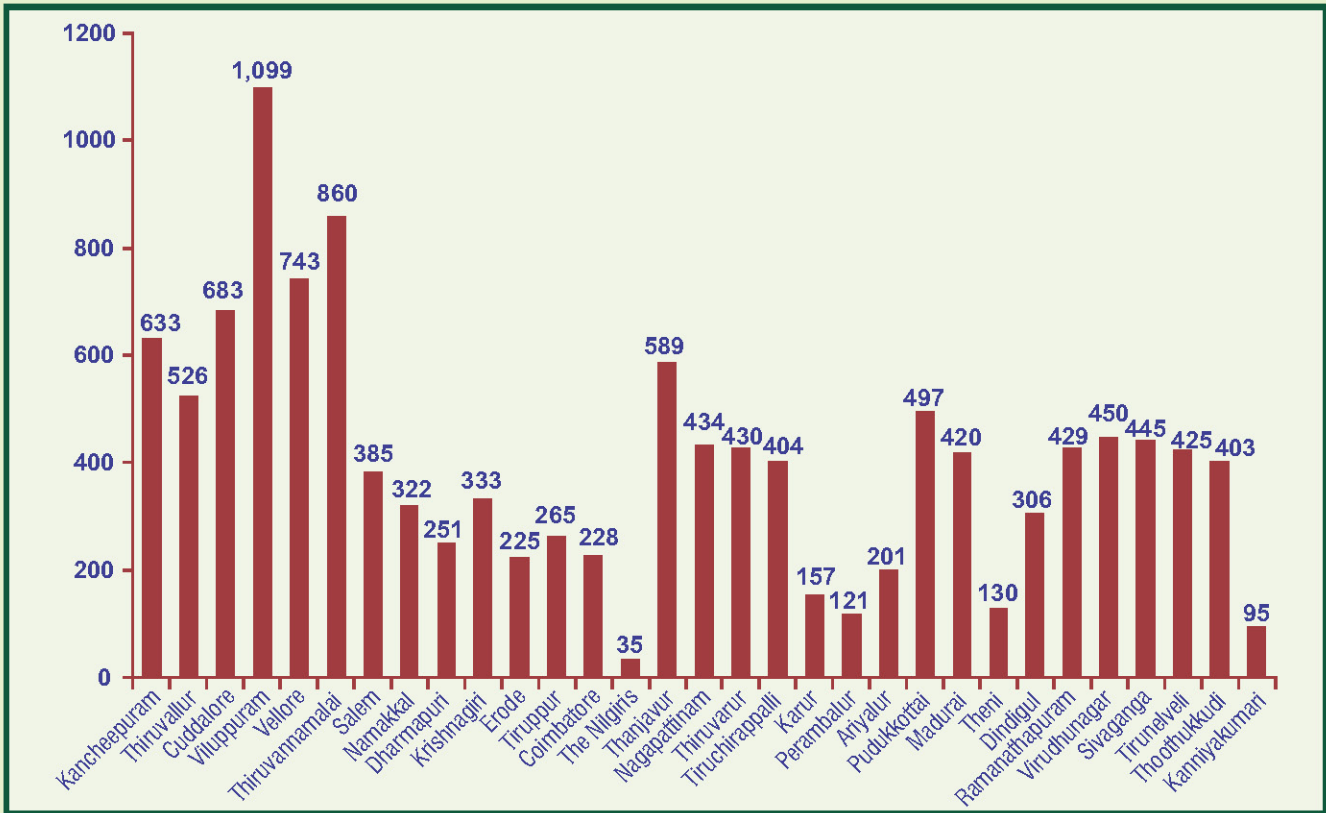
**S.P.VELUMANI**  
**Minister for Municipal Administration,**  
**Rural Development and Implementation of**  
**Special Programme**



**Chief Minister's Solar Powered Green House**



**District wise Number of Panchayat Unions**

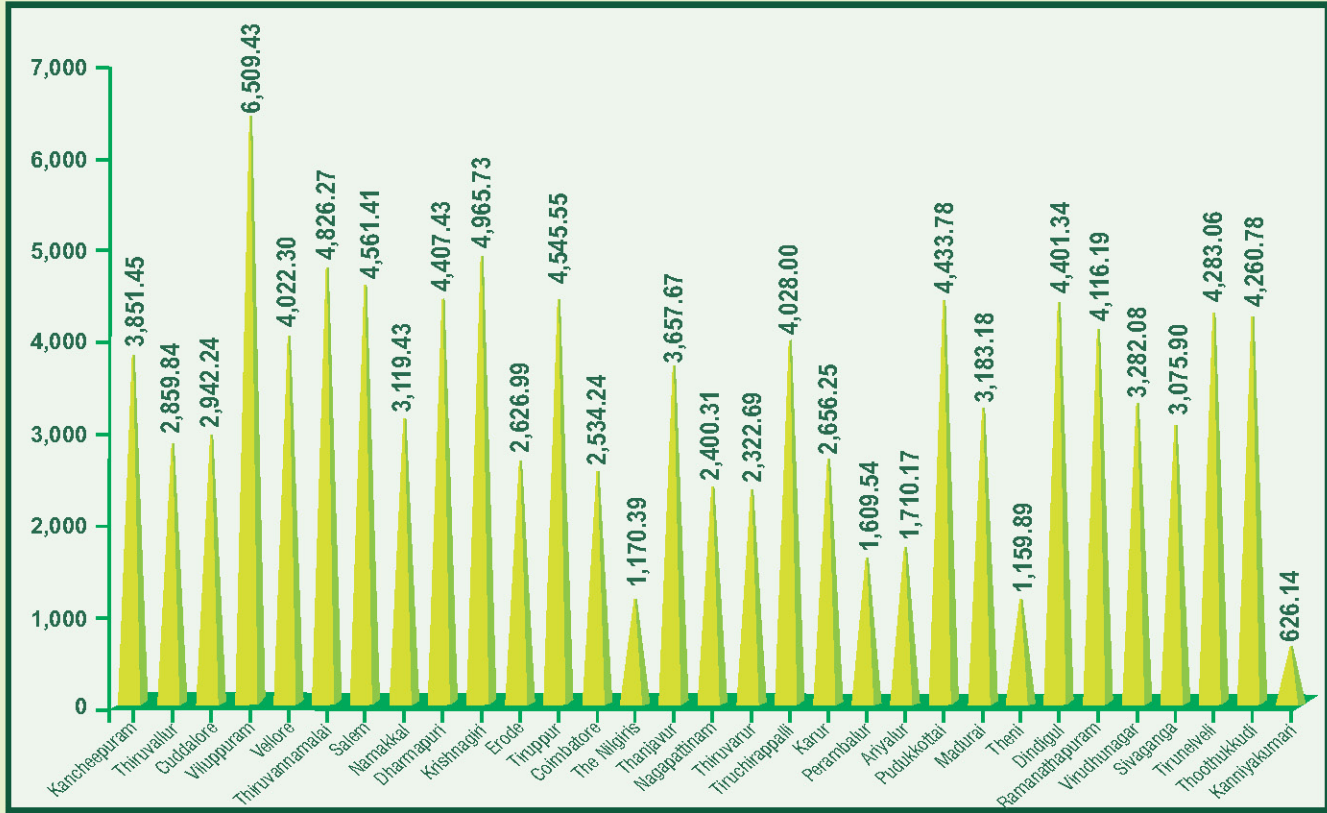


**District wise Number of Village Panchayats**

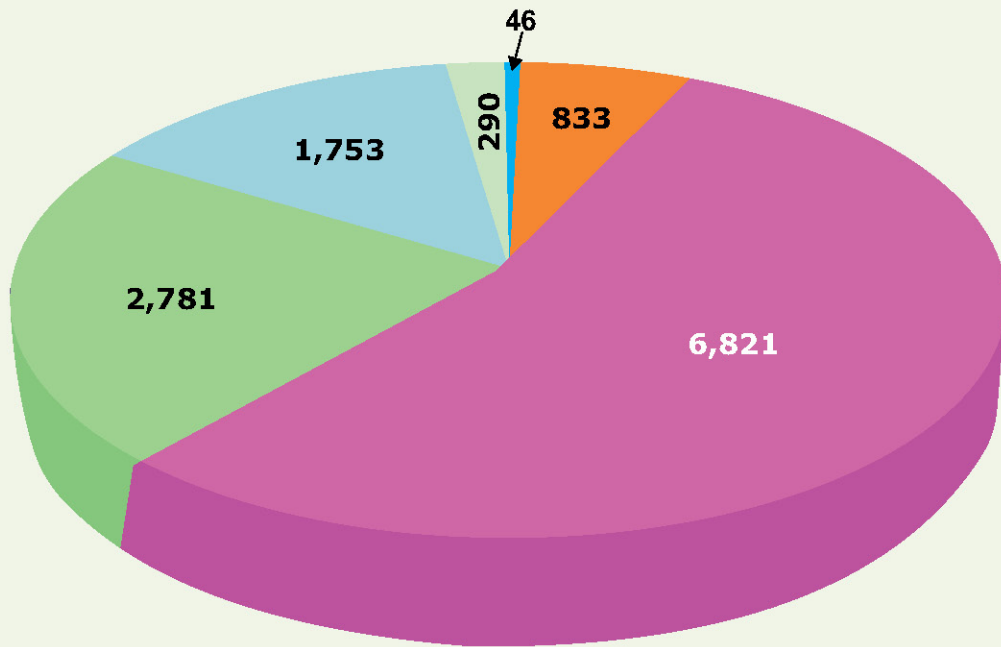


**District wise Number of Habitations**



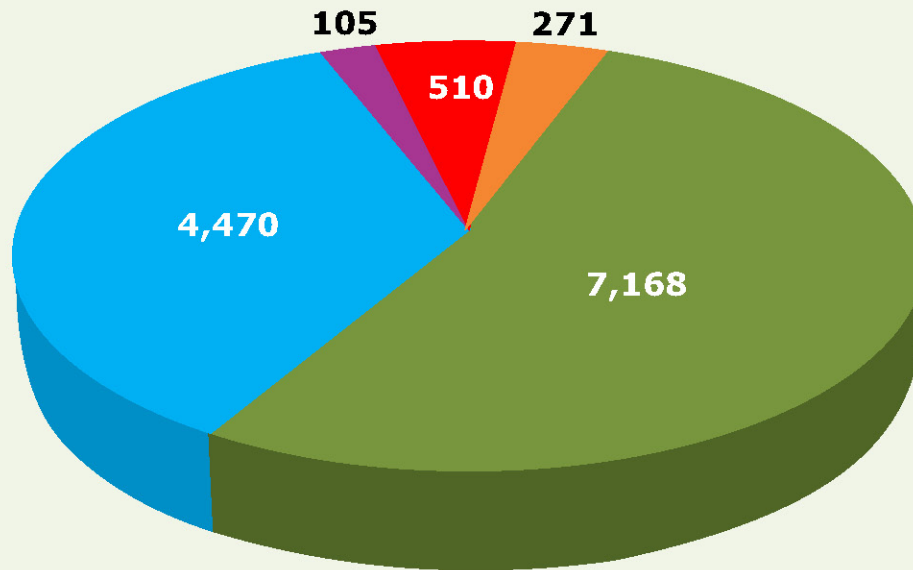


**District wise Rural Area (in Sq. km)**



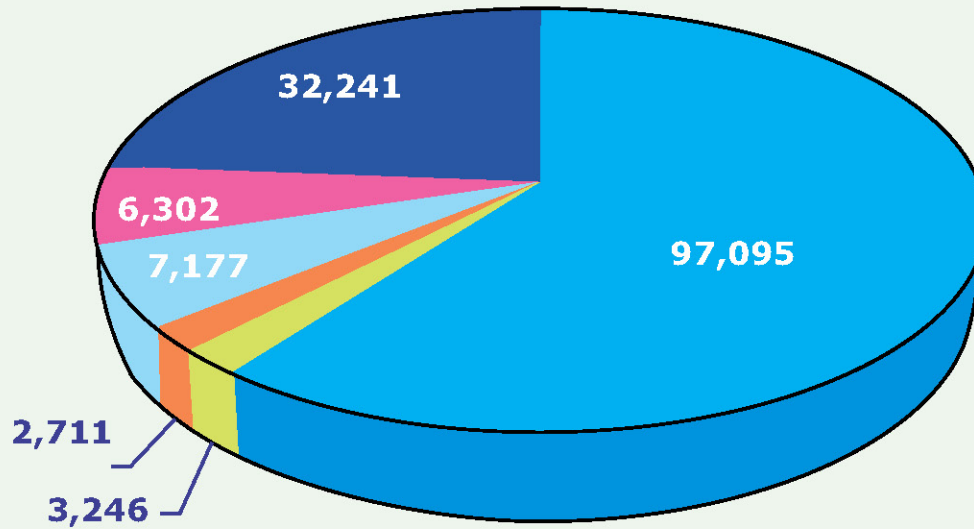
■ 500 and below ■ 501-1,000 ■ 1,001-3,000 ■ 3,001-5,000 ■ 5,001-10,000 ■ Above 10,000

**Details of Village Panchayats on the basis of Population as per 2011 Census**



- Rs.8-10 Lakh
- Rs.10-20 Lakh
- Rs.20-50 Lakh
- Rs.50 Lakh -1 Crore
- Above Rs. 1 Crore

**Details of Village Panchayats based on Income range**



- Black topped
- Cement concrete
- Double layer WBM
- Single Layer WBM
- Gravel
- Earthen

**Rural Roads (in Km)**



**New Anganwadi Building**



**Formation of Black Topped Road**



**Construction of New Bridge**



**New Panchayat Union Office**





**Mahatma Gandhi National Rural Employment  
Guarantee Scheme Activities**



**New Block Service Centre Building**



**New Village Panchayat Service Centre Building**



**Mobile Quality Control Laboratories**



**Muzhu Sugaathara Thamizhagam - Munnodi Thamizhagam**



**Solid Waste Management Activities**



**Common Livelihood Group - Tamil Nadu Corporation for  
Development of Women**



**Economic Activity by Self Help Group**





**Pudhu Vaazhvu Project**



**Pudhu Vaazhvu Project**



**New Net Mending Shed under  
Post Tsunami Sustainable Livelihood Programme**